



**Bracknell Forest Partnership**

**Performance Overview Report**

**Quarter 3**

**2009**

## Introduction

### **BFP Performance Framework**

In June 2008, Bracknell Forest Partnership (BFP) adopted new versions of the area's Sustainable Community Strategy (which sets out the consensus vision and key priorities) and Local Area Agreement (a contract with Central Government which sets out key targets that will help to realise the vision). The themes, priorities and targets for both documents are grounded in a detailed evidence base which covers local and regional partners' priorities, key performance and quality of life statistics and the opinions of the local community as gathered through consultations and neighbourhood engagement.

Progress towards delivering the overall vision as set out in the Sustainable Community Strategy will be measured by an annual refresh of the evidence base to test if the local picture is moving in the right direction.

For the more specific outcomes and targets set out in the Local Area Agreement (LAA), performance will be measured on a quarterly basis. To support this performance framework, action plans and risks/mitigation have been collated for each of the LAA targets and are presented within this report at Annex B. These action plans cover individual actions for the key public sector partners and actions for the BFP theme partnerships, as well as actions that are shaped and owned by the local neighbourhoods (e.g. the delivery of the Community Speedwatch scheme through Neighbourhood Action Groups). Every quarter progress against these actions will be reported, and, where available, data showing progress towards meeting the actual target will also be reported. The risks will be updated as and when appropriate; any changes are reported quarterly.

It is imperative that the appropriate resources are allocated by all organisations, to support the achievement of the LAA targets. Each lead organisation will be approached during February/ March to sign an 'LAA resource statement', confirming their commitment to this.

This Partnership Performance Overview Report (PPOR) is owned and managed by the BFP Performance Working Group (PWG), a working group supporting the BFP Board in the design and implementation of a truly integrated partnership performance framework. In this way the BFP can keep a focus on improvement by developing and using the performance management systems to support effective decision making.

The PWG analyses the first draft of the PPOR to ensure all available information is included and to debate where further cross-cutting support is needed for individual outcomes. The PWG also considers the overall picture of progress to delivering the LAA and makes recommendations to the BFP Board, BFP Theme Partnerships and individual organisation management teams in terms of where action is needed to improve delivery.

The final version of the PPOR (or the relevant sections of it) is then presented to the BFP Board, Theme Partnerships and individual organisations, along with the

recommendations from the PWG for action to be agreed and taken. Performance will be reported to the community via the BFP wider forum, the partnership newsletters and annual report, the partnership web site with highlights via Community TV.

This report covers progress to the end of December 2008. There is much more data reported on the National Indicator set, including the LAA targets, this quarter compared to last quarter. However there remain some concerns about receipt of data from some organisations:

- Capacity pressures in the PCT appear to be limiting the provision of performance data, both the national indicator outturns for quarter 3 and progress against the LAA action plans and risk/mitigating actions
- Whilst RBFRS have provided some basic NI outturn data for quarter 3, no supporting information or progress against action plans has been provided this quarter.
- Communication with the Probation Service remains difficult, as the Service is currently not returning any emails or phone calls. This is a situation that is replicated across Berkshire and nationwide.

## Summary of performance overall (exception reporting)

### Performance

In summary, out of the 198 indicators, 54 are part of the LAA including 35 designated targets, 3 local targets and 16 statutory indicators from the DCSF. Three of the LAA indicators are actually broken down into sub-measures giving a total of 60 individual measures within the LAA.

Of the 60 individual measures in the LAA,

- 16 (27%) are 'green' (within 5% of target)
- 3 (5%) are 'red' (> 5% adrift of target)
- 21 (35%) are annual indicators or where information will be available later
- 8 (13%) are where data is available but targets not negotiated yet
- 4 (7%) have no technical definition yet for the indicator
- 8 (13%) no data provided to date

The 3 'red' measures are:

- NI 117 16-18 year olds that are NEET – the rate at the end of the quarter was 6.7% against a target of 5%. Both actions in the plan are 'green'.
- NI 016 Serious acquisitive crime – this crime has risen sharply with rising burglary and car crime rates. Thames Valley Police are reviewing the effectiveness of the Reducing Crime Sub-group and joint tasking to ensure processes are fit for purpose and deliver the best possible results. (This indicator is shown as 'green' in Annex B because a mechanical calculation shows the Quarter 3 outturn to be technically within 5% of the target.)
- NI 020 Assault with injury crime - The assault rate has fluctuated over the year to date. Licensing action has assisted in the town centre with the closure of the night club, which has now re-opened under new ownership. Profiles of offence type indicate no real crime patterns. There is continued work to deal with anti-social behaviour before assaults occur and to intervene early in public order situations. The CDRP strategy needs to be refreshed, with links to new joint tasking process.

Other indicators of concern include:

- NI 49 – primary fires and related casualties. The LAA target of no more than one person killed in dwelling fires has now been reached. It is hoped that there are no more fatalities in quarter 4.
- NI 101 – Looked after children achievement at Key Stage 4. This indicator shows as 'red' in Annex B because the target of one child achieving the criteria in the Summer 2008 exams was not met. However, this relates to the 2007/08 academic year and is thus not in fact relevant to the current LAA.

Indicators which are doing particularly well include:

- NI 47 – People killed or seriously injured in road traffic accidents – the outturn represents a significantly better result than the corresponding LAA target
- NI 130 – Social care clients receiving self-directed support – the outturn of 283 people per 100,000 population is significantly better than the LAA target of 242 people.

Other indicators from the National Indicator set which are doing particularly well include:

- NI 7 – environment for a thriving third sector- in the first survey nationally, Bracknell Forest had the second highest rate of ‘very positive’ and ‘positive’ responses to the question of the influence of the local public sector on the local voluntary sector
- NI 110 – young people’s participation in positive activities. The Bracknell Forest outturn of 85.2%, based on results of the Tell Us survey, is one of the best in the country, the England figure is 69.5%
- NI 115 – substance misuse by young people, Bracknell Forest outturn of 4.5% compares extremely favourably to the average of our statistical neighbours (10.9%) and to the national figure of 10.9%.
- NI 157 – processing of planning applications, timeliness on all three application types continues to be significantly above target

Missing data - Work is underway to ensure that more data is available for the next quarter, including work with the PCT Performance Manager.

Full details of each of the LAA indicators is given as a scorecard in Annex A. The full National Indicator set, grouped under the Priorities from the Sustainable Community Plan are shown in Annex B.

### Risks

In terms of operational risks, these have been scored using a system of 1-5 for likelihood and 1-5 for impact (5 being the greatest likelihood and greatest impact). By multiplying the two numbers an overall score out of 25 is calculated.

Six operational risks have been identified with a score of 15 or more, as set out in the table below. Progress for quarter 3 against these high score risks are indicated *in italics* as below:

Target	Risk	Score	Lead	Mitigation
NI 187 – tackling fuel poverty - % of people receiving income based benefits living in homes with a low energy efficiency rating	Increasing fuel costs	25	BFC	Not possible <i>(no change)</i>
	Weather Factor	15		Not possible <i>(no change)</i>
NI 051 – Effectiveness of children and adolescent mental health (CAMHS)	Contractor BHFT fails to deliver to an acceptable level - loss of key staff	15	BFC	Monitor and support <i>No adverse effect during quarter 3.</i>
NI 069 – children who have experienced bullying	Loss of grant funding from CDRP in 2009/10	15	BFC	Ensure that strategy demonstrates effective delivery in 2008/9 and that the impact of this activity is recognised. <i>Anti-bullying work continues to enjoy a high profile locally.</i>

NI 198 – children travelling to school – mode of transport used	Overall shortfall in resources to deliver measures identified in Travel Plans	15	BFC	Continue with investment in Safe Routes to School programme <i>Capital programme for the year has been agreed.</i>
	Maintain awareness year on year	15		Build relationships with schools, continue with incentive schemes and Berkshire STEP reward scheme <i>WOW incentive scheme rested during the autumn term, but the Berkshire STEP award winners were celebrated.</i>

No new risks have been identified as part of the update of quarter 3.

### Update from Theme Partnerships

The Quarter 2 Partnership Performance Overview Report was submitted to the following Theme Partnerships:

#### Health and Social Care Partnership:

It was reported that the voluntary sector could play an important role in the downturn if looked upon to deliver certain areas of public services. It was noted that the impact of the downturn was usually felt by the voluntary sector 6-12 months after impacting upon the private and public sectors.

The Director of Social Care and Learning reported that there were numerous potential impacts to health and social care during a downturn in the economy, some of these included:

- Childhood obesity, as low priced highly processed food was chosen
- Increase in adults presenting for social care
- Increase in domestic violence
- Increase in mental health problems for both adults and children
- Social contact problems
- Maximising benefit take-up
- Fuel poverty, particularly among older people

#### Community Cohesion and Engagement Partnership Working Group (CCEWG):

CCEWG identified that indicators NI 146 (Adults with learning disabilities), NI 001 (people who believe people from different backgrounds get on well together) and NI 005 (Overall satisfaction with the local area) could be affected directly or indirectly by

the economic downturn. CCEWG agreed to review performance against these indicators closely at the next quarter.

## **Recommendations**

**It is recommended that:**

- **The BFP Board approaches the Executive of the Berkshire East PCT to seek assurance that performance data, updates and commentary on progress can be provided for the future, particularly in light of the forthcoming CAA requirements, and that the PCT understands the importance of this information being provided in a timely and systematic manner, in line with good practice across the Partnership.**
  
- **The BFP Board notes the comments and proposed actions of the Theme Partnerships.**

## **Specific update on LAA**

### **A Thriving Population**

#### **Theme 1a – Opportunities for Everyone**

##### **Outcome 1: Improve adult health**

This outcome aims to improve the health and overall well-being of the general adult population of Bracknell Forest by encouraging healthy lifestyles measured through the number of people stopping smoking and people's participation in physical activity. The outcome is overseen by the Public Health Working Group, a sub group of the Health and Social Care Partnership Board.

In terms of smoking, the work focuses on the number of people setting a quit date and staying quit at 4 weeks follow-up using PCT commissioned NHS Stop Smoking Services. The target focuses specifically on people from the most deprived wards including young people and expectant mothers.

In terms of adult participation in sport, the local services being delivered to support this outcome include the "Be 3 x 30 campaign". The Bracknell Forest leisure sites have developed the campaign, which aims to offer adults in Bracknell Forest plenty of opportunities to be physically active and improve their fitness levels. This is an exciting venture for the leisure sites to develop new ideas and projects while promoting good health and using 3x30 as a measurement.

Bracknell Forest residents are more active than average according to The Active People Survey, published in December 2006. Twenty-four percent of adults in Bracknell Forest participate in at least 30 minutes of sport and active recreation (including walking and cycling) of at least moderate intensity on at least three days a week. The national figure is 21 percent.

The data will come from an average of two further Active People surveys (2008 and 2009), commissioned by Sport England, the results of which will not be available until December 2009. However Interim results from the Active People Survey in Dec 2008 show that the current level of participation is the same as in 2006 at 24.3%.

The Bracknell Forest Community TV content includes a clip provided by the government library promoting sensible drinking and drugs awareness, and also two clips to encourage people to take physical activity.

##### **Outcome 2: Improve adult skills**

This outcome supports development of adult skills (particularly to Level 2 and beyond) with a particular focus on supporting people into work. The outcome also includes a specific target on supporting adults with learning disabilities into employment. The outcome is overseen by the Economic and Skills Development Partnership.

The approach to delivering this outcome involves co-ordinating all training providers in order to improve the marketing, capacity and availability of Level 2 qualifications, as well as the progression routes to these. Examples of work include challenge and support to secondary schools linked to the 14-19 Education Plan and programmes of adult learning which encourage and support new learners to develop their skills and confidence before progressing to Level 2 qualifications where this is appropriate. National/ locally extrapolated data will be published annually by the LSC/ DIUS to inform progress against this target.



The target to enable more people with a learning disability will be approached using four strands: development of more part time jobs in recycling through expansion and move to new site; Green Machine - social enterprise focused entirely on this target; Breakthrough/A4e developing pre-employment training; and, work with public sector providers to enable them to be at the forefront of employing disabled and disadvantaged people.

## **Theme 1b – Nurturing the next generation**

### **Outcome 3: Improve health and emotional well-being of children and young people**

This outcome covers improving the health of children and young people and also protecting their emotional well-being. Following much of the theme of Bracknell Forest's Local Area Agreement, it concentrates on a preventative approach (reducing teenage pregnancy, tackling obesity at an early age, encouraging physical activity and reducing those young people exposed to bullying) as well as ensuring the quality of service for those young people requiring support (Children and Adolescent Mental Health Services and children's social care referrals). This outcome is overseen by the Children's Trust.

The multi-agency needs/risk matrix is now being used as a tool to support multi-agency training on the Common Assessment Framework (CAF) and on safeguarding; a laminated version, with associated guidance, will be widely distributed to all partner agencies in the New Year. Children's Social Care (CSC) staff have been identified and are now being utilised to provide ongoing support and liaison to staff working at Tier 2 to support appropriate referrals to CSC.

The effectiveness of children and adolescent mental health services (CAMHS) is performing well, with a score of 14, based on a self-assessment completed by BFC as part of the annual CAMHS Mapping Exercise. The assessment, undertaken by Bracknell Forest CAMHS Partnership, assesses performance in four proxy measures, each judged on a four point scale. Optimal performance is therefore 16.

The Health and Social Care Partnership endorsed the obesity plan for the borough and the PCT in early 2008. This plan brings together work in early years centres, in schools and with families as well improving walking and cycling access to school or work and planning for the provision of green spaces and increased leisure activities. The national campaign called Change4life has begun and is already influencing people to eat less, be more active with the aim of living longer. A range of campaign materials will be available in the summer. There is also a new 3x30 campaign launched by the Bracknell leisure teams to encourage an increase in simple day to day activity levels.

From 2010 the National Child Measurement Programme (NCMP) is required to feedback results directly to all parents rather than just when requested. A pilot of this process will take place this summer. Parents and carers are invited to respond to this to ensure the information and activities signposted are useful. The need to act now is pressing as the NCMP results last year have shown that although the prevalence of very overweight children in reception has reduced since 2006, the prevalence of very overweight children especially boys has risen amongst those in year 6.

Schools are already fully engaged in the healthy schools programme which ensures that healthy eating and physical activity are optimised. The borough is therefore looking at new ways to encourage the uptake of free school meals and developing additional support to help families not only through school or early years but in other settings.

A pilot weight management programme for children and their families has been running since 2007. The programme includes fun activities selected by the children and their parents and carers, learning to read food labels, tasting new fruits and vegetables, setting physical activity and dietary goals and keeping diaries so they can see how successful they have been. This programme will be rolled out across Berkshire East in 2009/10.

Reduction in bullying is managed by the multi-agency Anti-Bullying Working Group with an action plan 'Safer Together, Safer Wherever'. The approach includes information gathering, prevention, intervention when bullying incidents occur and addressing bullying in the wider community. Detailed actions are set out in a local strategy for the development of comprehensive children and adolescent mental health services. This action plan is managed by the Bracknell Forest CAMHS Partnership. This quarter is the first time that the outturn has been reported, with information taken from the Tell Us Survey. The results for Bracknell Forest (52.6%) are significantly higher than the targets originally set (37% for 2008/09). The England average is 48% and the average of the Council's statistically nearest neighbours is 50.67%. Therefore under DCSF instruction the targets are in the process of being renegotiated.

The safeguarding children agenda includes the approach to increasing the number of referrals to children's social care going on to initial assessment. As part of this work, a multi-agency needs/risks matrix is being implemented across all agencies and this matrix will act as a tool to support multi-agency Common Assessment Framework (CAF) training and safeguarding training.

In addition, the Bracknell Forest Community TV content includes a film to support this outcome: a government library clip encouraging young people that are the victims of bullying to tell someone – teachers, parents, relations, school assistants etc.

#### **Outcome 4: Raise educational attainment**

This outcome covers raising educational attainment at all levels. It includes all the statutory early years and education targets agreed with DCSF and also a local indicator specifically around attainment for black and minority ethnic groups. The outcome is overseen by the Children's Trust.

The LA has analysed provisional results for test and examinations taken in the summer of 2008. Final results for Key Stages 2 and 3 are yet to be confirmed by the DCSF.

Assessments in the Early Years Foundation Stage showed improvement in all the six areas of learning. The percentage pupils with 78 points or more overall increased from 70.5% to 75.3%. Communication, Language and Literacy (CLL) scores improved to 47.5%, matching the LA target. Importantly the performance of the weakest 20% of Early Years pupils improved significantly narrowing the gap between the median point score and the average score. This has slightly exceeded the LA

target and is better than the national average and statistical neighbours. The performance of pupils eligible for free school meals improved significantly.

At the end of Key Stage 1 (aged 7) the percentage of pupils reaching the national expectation (Level 2+) remained broadly similar in reading and in writing but fell in mathematics from 2007 levels. Results at the highest level (Level 3), improved in reading by 1.4% and in mathematics by 1%. Performance at Level 3 in writing however fell by just under 2%. Overall results remain above national levels. Results improved in Key Stage 1 for the 204 BME pupils in the cohort.

At the end of Key Stage 2 (aged 11) results showed an improvement at Level 4+ of 1.6% in English and 2% in mathematics. Results in science were down by 1% but remain high. Overall the trend shows results at KS2 remain high and above the national average. Progress towards targets remains satisfactory.

At Key Stage 3 (age 14), provisional results show a 2% improvement at Level 5+ in English and 1% in mathematics. Results in science declined by 5% but remain well above national levels.

At Key Stage 4 (age 16), results reveal that the percentage of students achieving five or more passes at the top A\* to C grades has risen from 59.7% to 61.6%. The improved performance was even more marked in the new performance measure of five or more A\* to C grades including both English and mathematics. This figure has risen by 3% from last year and now stands at 51.5%. Progress towards the target of 56% was satisfactory. All schools in the LA achieved or surpassed the new National Challenge indicator of 30% 5+ A\*-C including English and mathematics.

The number of BME students in Key Stage 4 remained relatively low and the main cohorts used for analysis purposes are Any Other Asian (AOTH) and African. These were the only groups to have a representation of more than 10 students for the various subjects. Students in the AOTH group performed well across all subject areas except in science. There were many outstanding individual performances and all students at College Hall PRU achieved at least one GCSE pass.

The overall average point score per student leaving a school sixth form was 712.3 and the overall A-level pass rate (grades A to E) rose to 97.2% per cent, an improvement on last year's previous high of 96.7%.

### **Outcome 5: Support young people's transition to adulthood**

Young people's transition to adulthood is a key time for ensuring that young people become successful in all aspects of their lives. This outcome aims to increase those young people in employment, education or training (EET) and improve educational attainment for those aged 14-19 in the form of 14-19 diplomas. The outcome is overseen by the 14-19 Partnership.

The actions to deliver the target to reduce those young people not in education employment or training is covered by a specific NEET strategy that now forms part of the 14-19 Education Plan. The 14 – 19 Education Plan promotes the development of a broad range of education and training opportunities to support young people's transition to adulthood. This includes 14 – 19 Diplomas, Apprenticeships and the Foundation Learning Tier.

Further work to broaden the range of education and training provision available has included an application for approval to offer 14-19 Diplomas from 2010, planning for a pilot of the International Baccalaureate qualification at Ranelagh School from 2009 and confirmation that Young Apprentice qualifications for 14-16 year olds will continue to be available at Bracknell and Wokingham College. The recent economic downturn has exacerbated the problems of reducing the number of young people who are not in education, employment or training.

In addition, the Bracknell Forest Community TV content includes two films, the first of which will be a local youth services film aimed at promoting activities for young people and the various types of support available to them, with the second advertising the Youth Grant (Youth Opportunity Fund) which provides young people with the opportunity to control and decide how money should be spent on positive activities and youth facilities in their area.

### **Theme 1c – Supporting the older generation**

#### **Theme 1d – People who require Additional Support**

##### **Outcome 6: Promote independence for people requiring additional support**

The focus of this outcome is to enable people to retain their independence, which will mean people can stay in their own home for as long as possible. This outcome is overseen by the Health and Social Care Partnership Board.

The Carers working group has worked together with carers to review and reissue the Carers Information Pack which has been widely distributed to carers in the borough. The Carers Information Advice worker is working in close partnership with local GP practices and is on target to achieve an increase in identifying 'hidden' carers and promote the needs of carers with all GPs.

Alongside the Carers Conference planned for 27<sup>th</sup> March, Bracknell Forest is hosting a Carers Workshop which aims to bring together all the local agencies who provide support and advice to carers, so that we can work together to identify the gaps in care and support. The carers working group have reviewed the Carers Strategy which will be circulated soon for consultation.

##### **Outcome 7: Reduce health inequalities**

This outcome aims to reduce health inequalities by supporting people at greater risk of health problems or injury. Reducing all age all cause mortality is the overarching target and this is supported by secondary targets to reduce repeat domestic violence and tackling fuel poverty. The outcome is cross-cutting and as such is overseen by the Health and Social Care Partnership Board, the Strategic Housing Partnership and the Crime and Disorder Reduction Partnership.

The general approach to reducing all age all cause mortality is to tackle some of the most prevalent risks to health (e.g. cardiological disease, diabetes/obesity, stroke or cancer). Service improvement delivery is through GP core service delivery (including provision of statins and antihypertensives), the Berkshire East healthy hearts programme and local smoking cessation.

Tackling fuel poverty is undertaken by reducing the percentage of people receiving income based benefits living in homes with a low energy efficiency rating. A baseline is to be set in year one and is expected at the end of December 2008, the benefits data having been gathered from the benefits team and a postal survey to the relevant households due for November 2008. Ever increasing fuel costs and lack of funding poses a significant threat to the achievement of this target.

Reducing repeat incidences of domestic violence was a placeholder target as the indicator definition was not available. Work is managed by the Bracknell Forest Domestic Abuse Forum.

## **A Desirable Place**

### **Theme 2a – Sustainable Development**

#### **Outcome 8: Improve housing delivery**

This outcome covers the delivery of new homes and is measured through the net additional home provided and the number of affordable home delivered. The outcome is overseen by the Strategic Housing Partnership. The delivery of new homes in Bracknell Forest will be phased in order to manage the release of housing sites and to ensure infrastructure and community needs are delivered in a planned way. This is one area where an immediate affect can be seen from the future economic downturn.

Housing completions (501 dwellings in 2007/08) are likely to have slowed in Q3, relative to Q1 and Q2, due to the effects of the economic recession including the difficulties encountered in obtaining mortgages. However, it is likely that about 500 dwellings will be completed in 2008/09 due in part to either the bringing forward of expected, or the provision of additional, affordable housing.

### **Theme 2b – Protecting the Environment**

#### **Outcome 9: Tackle climate change**

A newly formed and dedicated Climate Change Partnership has been established to tackle climate change in Bracknell Forest. The group will support the Bracknell Forest Climate Change Action Plan, published in October 2008, which has an initial focus on improving the Council's own performance while also taking action in the broader community. The group will also support the Bracknell Forest Carbon Management Plan, due for publication by March 2009. This outcome measures specifically CO<sub>2</sub> reduction from Bracknell Forest Council operations and the percentage of municipal waste landfilled.

Data to calculate the baseline figure for the CO<sub>2</sub> emissions will only to available at year end. However, the Council is currently participating in the Carbon Trust's Local Authority Carbon Management Programme to establish its emission baseline, set reduction targets, and develop a carbon management plan by March 2009. This gives a provisional baseline figure of approximately 17,000 tonnes of CO<sub>2</sub> from Council operations for 2007/08. The same method will be used to calculate the 2008/09 baseline for DEFRA reporting.

The re3 Joint Municipal Waste Strategy was adopted by Bracknell Forest Council in October 08 and one of the actions within the strategy (which is also in the government national waste strategy 2007) is to work with local businesses especially SME's to help them minimise their waste and recycle more. The re3 partnership was successful in its bid for some BREW funding to undertake a survey of local SME's and that was completed and a draft business waste strategy for consultation published in December can be found at [www.re3.org.uk](http://www.re3.org.uk) in the business waste section.

The Materials Recovery Facility (MRF) in Reading which is a major part of the re3 joint waste infrastructure was completed on 18 December which means that recycling in Bracknell Forest is easier as residents can now mix their recyclables in one container. Phase 1 of the refurbishment of the waste transfer station, weighbridge and new visitor centre at Longshot Lane Bracknell was completed in October 08 and Phase 2 which is the Household Waste Recycling Site to replace the old Civic Amenity Site will be complete by June 09.

The energy from waste facility in Colnbrook, near Slough was due for completion last year has been delayed and is scheduled to be fully functional in late summer 2009. This means that the original LAA target for Municipal waste landfilled at 38% could be too optimistic and application has been made to revise the target to 41.3%.

The target of 35% for 2010/11 will remain the same. The current amount landfilled is 55% year to date to November and overall waste arisings have reduced in the first two quarters of 08/09 by around 7% over the same period last year. Validated quarter 3 data will not be available until quarter 4.

In addition, the Bracknell Forest Community TV content includes three films to support this outcome: one government library clip encouraging people to reduce their carbon footprint; one government library clip encouraging people to recycle; and, one clip filmed in Bracknell Forest in August 2008 that encourages people to make use of the garden waste kerbside collections, showing how this waste is converted to compost within the borough.

## **Theme 2c – Travelling around the Borough**

### **Outcome 10: Improve accessibility**

This outcome focuses on encouraging a shift away from car use through the increase use of the bus network and the increase in use of alternatives to single car journeys as a mode of children travelling to school. The outcome is overseen by the Transport Partnership. Bracknell Forest is an area of very high car ownership, and this has been a main factor in bringing about the relatively low use of the bus network. The historic decline in public transport usage has been slowed and turned in recent years and increased usage will help to bolster the commercial viability of routes, thus helping with accessibility.

The approach to reducing single car journeys to school is via development of travel plans with each of the local schools. The Travel Plan Strategy includes a commitment to encourage the remaining 4 Bracknell schools have travel plans by 2010. Supporting work includes delivery of the Safe Routes to School programme, promoting secure cycle facilities in appropriate schools and promotion of the health and environmental benefits of alternatives to the car.

## **Cohesive Communities**

### **Theme 3a – Engaged and empowered communities**

#### **Outcome 11: Engaged and empowered communities**

This outcome covers community cohesion and engagement of people in the Borough. It is a key priority for Bracknell Forest, delivered through a dedicated multi-agency working group, the Community Cohesion and Engagement Working Group (CC&EWG). Following agreement of the LAA, Bracknell Forest Council has created an engagement and equalities team in order to support and coordinate the work of the CC&EWG.

The outcome includes a local target for the percentage of people who believe that people from different backgrounds get on well together, that is carried forward from a previous LPSA2. Actions towards target delivery are focused on the use of culture and sport to give people a chance to meet other members of their community and shape their sense of belonging and identity in that community and are delivered through the comprehensive Community Cohesion Strategy implementation plan. The Council also has developed actions to maintain an accurate picture of the community and to promote equal opportunities for everyone, whatever their background.

Examples of progress in quarter three include the production and distribution of a Welcome Booklet for new residents to the borough, providing them with information about services in the borough and how to get involved in the community. BFVA developed a Faith and Belief funding bid, which if successful will enable them to carry out a mapping exercise which will establish faith groups exist in Bracknell Forest, where they are located, the kind of support they are able to give and how they interact with other groups in the area. An action plan has also been developed by the Council to conduct work with schools to promote community cohesion and help prevent the threat of extremism in the borough.

Partnership working has been further developed with Bracknell Islamic Cultural Society. Partners have positively responded to a number of cultural issues in service take up raised by the group at a meeting in October. For example the PCT has made progress on the issue raised by the community of a lack of 'approved' practitioners for circumcision. A group has also been established to look at providing advice and local guidance to those seeking private practitioners to carry out circumcision. The PCT are also considering reviewing whether more privacy can be offered to women during childbirth.

A new Community Engagement Strategy for the Partnership has been produced and is now out to consultation. The Bracknell 1500 Residents Panel membership has been refreshed to ensure that it reflects current local demographics. Throughout October and November 14 Neighbourhood Action Group forum meetings were held, supported by a neighbourhood survey sent to all households, asking residents their top priorities for their community to support the setting of the Neighbourhood Action Groups priorities for 2009-10. Progress towards this target will be measured through the Place Survey in 2008 and 2010.

With a growing local focus on community engagement and cohesion, and a changing local demographic, the importance of volunteering as a way of enhancing trust between people from different backgrounds is increasing locally. Participation in regular volunteering is therefore a priority for the area that is magnified by a reliance



on volunteering for many of the community services available in Bracknell Forest. This target will be achieved through: greater promotion of volunteering opportunities; more support for voluntary organisations, focused on recruitment and retention; rewarding volunteers; and central coordination of partner volunteer schemes. A shop unit in the Town centre will be used to display vacancies and regular stands in Princes Square will give a higher profile to volunteering. A regular item in the Bracknell Standard has now been established to cover volunteering. It is envisaged that there will also be an event during national volunteers' week in June 2009. In addition three members of the public have already volunteered as a result of seeing the Community TV.

### **Theme 3b – Enjoying life**

#### **Outcome 12: Improve sense of place**

This outcome covers the work to improve sense of place in the local area. The outcome is managed by the BFP Board and focuses on promotion as Bracknell Forest as a place as well as a particular focus in terms of improving people's satisfaction with the visual and physical environment. Data from the 2006 residents' survey showed a drop in satisfaction with the local area from the 2003 survey. Analysis of this change revealed that whilst satisfaction with most aspects of the locality had increased, people who felt that rubbish/litter lying around was a problem had also increased.

Improved sense of place is measured by overall/general satisfaction with the local area as identified through the Place Survey to be conducted in 2008 and 2010. The first weighted results for Place Survey 2008 are now available. This is a good result showing high satisfaction with the area. However until the national results are published it is difficult to make any comparisons with Bracknell Forest's performance.

Actions to deliver this outcome are currently focused on clearing rubbish and litter and maintaining clean streets and improved parks and countryside areas. Once the detailed results of the Place Survey are analysed, the action plan will be refreshed to include the other key areas that residents identify as sources of dissatisfaction.

In addition the Bracknell Forest Community TV content includes three films to support the specific focus of this outcome; one government library clip encouraging people to put rubbish in the bin rather than create litter; two clips filmed in Bracknell Forest that celebrate Bracknell Forest as a great place to live and work, with an additional locally filmed clip documenting residents' favourite aspects of living in Bracknell Forest.

### **Theme 3c – Being and feeling safer**

#### **Outcome 13: Reduce crime**

Despite significant reductions in the numbers of British Crime Survey crimes, there are some key areas that still present concern in Bracknell Forest. These are: drug-related offending, repeat domestic violence, assault, prevention for young offenders and some areas of acquisitive crime. This outcome has therefore been prioritised in order to maintain the overall reduction in crime by tackling remaining areas of concern. This outcome is overseen by the Crime and Disorder Reduction Partnership (CDRP).

Serious acquisitive crime has risen sharply with rising burglary and car crime rates. Thames Valley Police are reviewing the effectiveness of the Reducing Crime Sub-group and joint tasking to ensure processes are fit for purpose and deliver the best possible results.

The assault rate has fluctuated over the year to date. Licensing action has assisted in the town centre with the closure of the night club, which has now re-opened under new ownership. Profiles of offence type indicate no real crime patterns. There is continued work to deal with anti-social behaviour before assaults occur and to intervene early in public order situations. A partnership strategy needs to be developed, with links to new joint tasking process.

Prevention work for those young people at risk of offending is a key strand of the Children and Young People's prevention agenda. Targets will be set in October 2008, once full year baselines have been developed. Specific actions are around the implementation of: the new national Youth Offending Service (YOS) performance framework; the YOS inspection improvement plan and the Young People's Substance Misuse Treatment Plan.

Baseline and targets were set in December 08 for NI 111. National YOS performance framework and YOS inspection improvement plan have been implemented and monitored by the YOS Management Board. The YP substance misuse treatment plan is monitored by the DAAT.

#### **Outcome 14: Reduce fear of crime**

Despite significant reductions in the levels of actual crime and disorder, fear of crime remains disproportionately high. This outcome aims to address this through improving awareness of actual crime levels, improving perceptions of how crime and disorder issues are dealt with and a particular focus on alcohol issues in line with preventative theme of the LAA. This outcome is overseen by the Crime and Disorder Reduction Partnership.

Perceptions of drunk or rowdy behaviour as a problem is being addressed through the continuing work on police operations, test purchasing operations for underage alcohol sales and targeting hotspots through Neighbourhood Policing. Estate walkabouts have been undertaken in neighbourhoods with higher levels of ASB to remove alcohol detritus. Operation Lion Cub is still used as a police response to ASB. Progress towards this target has been measured through the Place Survey in 2008. However Bracknell Forest's performance cannot be assessed until national figures are published and targets are negotiated.

Perceptions of how well the Council and Police deal with concerns about Anti Social Behaviour (ASB) and crime will be addressed through heightening public awareness of actions and by developing approaches to reducing crime and ASB. These actions include focused ASB intervention in the most affected neighbourhoods and on named offenders and families, implementation of RAIN and continued work on police operations. Progress towards this target has been measured through the Place Survey in 2008. However Bracknell Forest's performance cannot be assessed until national figures are published and targets are negotiated.

In addition, the Bracknell Forest Community TV content includes six films to support this outcome: two government library clips on sensible drinking; one clip filmed in Bracknell Forest in August 2008 that shows neighbourhood policing and police officers working in the local community, with two additional clips from the government library promoting awareness of burglary prevention and a further three addressing the issue of vehicle crime prevention specifically concerning valuables left in vehicles.

**Outcome 15: Improve safety**

This outcome aims to reduce the incidence of harm caused by traffic accidents and fires. The approach to improving road safety fall within the Road Safety Plan and includes: identifying and implementing improvements to the highway aimed at tackling injury accidents, delivering a programme of Road Safety Education, Training and Publicity (ETP) to key vulnerable groups; enforcement of highway law; and, supporting Parish Councils and Neighbourhood Forums/Action Groups involved in the Community SpeedWatch initiative. The quarter 3 figure of 22 represents performance for the rolling twelve months up to the end of October 2008. The current performance exceeds the target for this indicator.

**Outcome 16: Sustain the environment for a vibrant economy**

The Economic and Skills Development Partnership was formally launched in September 2008. The Partnership has set about identifying the key issues facing the borough's economic growth and developing the elements of a vision for the Partnership.

## **Annexes**


**Annex A – LAA specific detail**

**Annex B – Performance against the National indicator set with associated action plans and risks for LAA targets.**

# Bracknell Forest Local Area Agreement Scorecard report

31 December 2008 (3<sup>rd</sup> quarter 2008/09)

## Annex A

National Indicator	Measure	Unit	Actual Dec 08	Target 08/09	Status Dec 08	Target 10/11	Comments
<b>A Thriving Population</b>							
<b>Theme 1a – Opportunities for everyone</b>							
<b>Outcome 1: Improve adult health</b>							
123	Stopping smoking	Number	-	517		519	No data is currently available for this indicator
008	Adult participation in sport and active recreation	%	-	-		28 (09/10)	The outcome of this indicator is dependent on the Active People survey, the results of which will not be released until December 2009
<b>Outcome 2: Improve adult skills</b>							
163	Proportion of population qualified to at least level 2 or higher	%	-	74.4		76.2	No data is currently available for this indicator. The LSC are, as yet, unable to confirm the publication date for data.
146	Adults with learning disabilities in employment	%	-	13.2		19.9	Expressing this outcome as a percentage is not possible since Bracknell is currently re-negotiating cohort figures with GOSE. However the previously set target for 39 is now challenging within the current economic climate.
<b>Theme 1b – Nurturing the next generation</b>							
<b>Outcome 3: Improve health and emotional well-being of children and young people</b>							
051	Effectiveness of child and adolescent mental health	Number	14	15		16	
056	Obesity in primary school age children in Year 6 Prevalence	%	-	13.9		12.6	No data is currently available for this indicator
	Measurement	%		86		88	No data is currently available for this indicator
112	Under 18 conception rate	Number	-	24		23	No data is currently available for this indicator
069	Children who have experienced bullying	%	52.6	37		25	This is the outcome of the Tell Us 3 Survey and it is the first time it has been reported. The England average is 48 and the average of the Council's statistical neighbours is 50.67. Following DCSF instruction the target for this indicator is in the process of being renegotiated.
057	Children and Young People's participation in high quality PE and sport	%	-	90 (local)		95 (local)	The technical definition of this indicator has not yet been published by the CLG.




Shows indicators that are on track or better than target profile



Shows indicators that are up to 5% adrift of target profile



Shows indicators that are more than 5% away from target profile

National Indicator	Measure	Unit	Actual Dec 08	Target 08/09	Status Dec 08	Target 10/11	Comments
068	% of referral to children's social care going to initial assessment	%	63	55		60	This is a cumulative YTD figure.
<b>Outcome 4: Raise educational attainment</b>							
072	Achievement of at least 78 points across the Early years foundation stage with at least 6 points	%	43.0	-		-	The results reported here are for 2007/08 academic year.
073	Achievement at level 4 or above in both English and maths at Key stage 2	%	74.0	-		-	The results reported here are for 2007/08 academic year.
074	Achievement at level 5 or above in both English and maths at Key stage 3	%	73.4	-		-	The results reported here are for 2007/08 academic year. Key Stage 3 results remain provisional, with the outcome of a number of reviews still pending. Following the DCSF's announcement in October that KS3 testing is to be scrapped, this indicator is scheduled for imminent deletion from the National Indicator set.
075	Achievement of 5 or more A*-C grades at GCSE including maths and english	%	51.5	-		-	The results reported here are for 2007/08 academic year. This is a provisional result. Following the DCSF's announcement in October that KS3 testing is to be scrapped, this indicator is scheduled for imminent deletion from the National Indicator set.
083	Achievement at level 5 or above in Science at key stage 3	%	75.7	-		-	The results reported here are for 2007/08 academic year. This is a provisional result. Following the DCSF's announcement in October that KS3 testing is to be scrapped, this indicator is scheduled for imminent deletion from the National Indicator set.
087	Secondary school persistent absence rate	%	4.1	6.2		-	No outturn data is available for this indicator. The results reported are for two terms of the 2007/08 academic year (autumn and spring terms).
092	Narrowing the gap between the lowest achieving 20% in the Early years foundation stage profile	%	30.6	30.8		-	The performance of the lowest achieving 20% of pupils improved in 2008, narrowing the gap between these pupils and the rest.
093	Progression by 2 levels in English between key stage 1 and key stage 2	%	-	-		-	No outturn data is available for this indicator.
094	Progression by 2 levels in maths between key stage 1 and key stage 2	%	-	-		-	No outturn data is available for this indicator.
095	Progression by 2 levels in English between key stage 2 and key stage 3	%	-	39		-	No outturn data is available for this indicator. Following the DCSF's announcement in October that KS3 testing is to be scrapped, this indicator is scheduled for imminent deletion from the National Indicator set.
096	Progression by 2 levels in maths between key stage 2 and key stage 3	%	-	71		-	No outturn data is available for this indicator. Following the DCSF's announcement in October that KS3 testing is to be scrapped, this indicator is scheduled for imminent deletion from the National Indicator set.
097	Progression by 2 levels in english between key stage 3 and key stage 4	%	55.0	-		-	Progression by two levels has risen 5% this year, although Bracknell forest is below the national result of 57%. Following the DCSF's announcement in October that KS3 testing is to be scrapped, this indicator is scheduled for imminent deletion from the National Indicator set.
098	Progression by 2 levels in maths between key stage 3 and key stage 4	%	27.0	-		-	This result is 4% above the national result. Following the DCSF's announcement in October that KS3 testing is to be scrapped, this indicator is scheduled for imminent deletion from the National Indicator set.








Shows indicators that are on track or better than target profile



Shows indicators that are up to 5% adrift of target profile



Shows indicators that are more than 5% away from target profile

National Indicator	Measure	Unit	Actual Dec 08	Target 08/09	Status Dec 08	Target 10/11	Comments
099	Looked after children reaching level 4 in English at Key stage 2	%	75.0	50		-	This indicator is shown as 'green' in Annex B, but this outturn relates to the 2007/08 academic year and hence not to the current LAA. It should be noted that due to small numbers any cohort changes produce large swings in the data. DCSF suppress data where the denominator is <10.
100	Looked after children reaching level 4 in maths at Key stage 2	%	50.0	50		-	This indicator is shown as 'green' in Annex B, but this outturn relates to the 2007/08 academic year and hence not to the current LAA. It should be noted that due to small numbers any cohort changes produce large swings in the data. DCSF suppress data where the denominator is <10.
101	Looked after children achieving 5 A*-C GCSEs at key stage 4 including English and maths	%	0.0	11.1		-	This indicator is shown as 'red' in Annex B, but this outturn relates to the 2007/08 academic year and hence not to the current LAA. It should be noted that due to small numbers any cohort changes produce large swings in the data. DCSF suppress data where the denominator is <10.
108	Key stage 4 attainment for black and minority ethnic groups		349.1	-		377 pupils	This result is a local indicator and refers to BME group 'any other Asian group' (AOTH). There were 30 pupils in the group in 2008, although the technical definition of this indicator asks for a percentage, it has been agreed with GOSE that Bracknell Forest will report an average points score in order to better reflect the achievement of the unusually small cohort.
<b>Outcome 5: Support young people's transition to adulthood</b>							
117	16-18 year olds who are NEET	%	6.7	5.0		4.6	This represents lower performance than in previous years and reflects the increasing difficulties that some young people are encountering in accessing suitable opportunities.
090	Take up of 14-19 diplomas	Number	-	0		10	This programme will not commence until 2010.
<b>Theme 1c – Supporting the older generation</b>							
<b>Theme 1d – People who require additional support</b>							
<b>Outcome 6: Promote independence for people who require additional support</b>							
136	People supported to live independently	Number	3,083	2873		2900	Outturn now includes this year's Grant Funded Services data and is exceeding target.
142	% of vulnerable people who are supported to maintain independent living	%	98.74	98.4		98.6	Quarter 3 data will not be available until the 4 <sup>th</sup> quarter.
130	Social care clients receiving self-directed support per 100,000 population	number	283.4	242		292	Figures include self-directed support clients from Learning Disabilities team and represent performance above target.
135	Carers receiving needs assessment or review and a specific carer's service	%	16	16		22	Data collected through Bracknell's own systems and from partners data. Early monitoring of this indicator suggests that targets will be met.
<b>Outcome 7: Reduce health inequalities</b>							
120	All age all cause mortality rate – females	number	-	437.8		410.9	No outturn data is currently available for this annual indicator.
	males	number	-	597.8		554.3	No outturn data is currently available for this annual indicator.
032	Repeated incidents of domestic violence		-	-		-	The technical definition of this indicator has not yet been published by the CLG. Baseline and targets to be set at refresh.







Shows indicators that are on track or better than target profile



Shows indicators that are up to 5% adrift of target profile



Shows indicators that are more than 5% away from target profile

National Indicator	Measure	Unit	Actual Dec 08	Target 08/09	Status Dec 08	Target 10/11	Comments
187	Tackling fuel poverty	-	-	-		-	The complete data was not available at the end of quarter 3, but will be reported in quarter 4.
<b>A Desirable Place</b>							
<b>Theme 2a – Sustainable Development</b>							
<b>Outcome 8: Improve housing delivery</b>							
154	Net additional homes provided	number	375	290		560	The LAA target has been exceeded, however annual targets for 2009/10 and 2010/11 are projected to be narrowly missed. The final three year LAA target is estimated to be achievable at this stage.
155	Number of affordable homes delivered		172	120		130 (375 over 3 yrs)	
<b>Theme 2b – Protecting the Environment</b>							
<b>Outcome 9: Tackle climate change</b>							
185	CO2 reduction from LA operations		-	-		-	Baseline and targets yet to be established. No outturn data is currently available for this indicator. Data to calculate this indicator is not available until year end.
193	% of municipal waste land filled	%	54	58.2		35	The quarter 3 figures will be confirmed in quarter 4.
<b>Theme 2c – Travelling around the Borough</b>							
<b>Outcome 10: Improve accessibility</b>							
177	Local bus and light rail passenger journeys	Number	1,821,562	1795000		1805000	This outturn is based on partial data only for the 12 months to 30 September 2008.
198	Children travelling to school	%	-	32		30	This is an annual indicator which will be reported in quarter 4.
<b>Cohesive Communities</b>							
<b>Theme 3a – Engaged and empowered communities</b>							
<b>Outcome 11: Engaged and empowered communities</b>							
001	% of people who believe people from different backgrounds get on well together in their local area	%	82.1	-		-	This indicator was measured by the Place survey 2008. Targets will be set as part of the 2009 refresh.
006	Participation in regular volunteering	%	20.5	-		-	This indicator was measured by the Place survey 2008. Targets will be set as part of the 2009 refresh.
<b>Theme 3b – Enjoying Life</b>							



Shows indicators that are on track or better than target profile










Shows indicators that are up to 5% adrift of target profile



Shows indicators that are more than 5% away from target profile



National Indicator	Measure	Unit	Actual Dec 08	Target 08/09	Status Dec 08	Target 10/11	Comments
<b>Outcome 12: Improve sense of place</b>							
005	Overall general satisfaction with the local area	%	83.5	-		-	This indicator was measured by the Place survey 2008. Targets will be set as part of the 2009 refresh.
<b>Theme 3c – Being and feeling safer</b>							
<b>Outcome 13: Reduce crime</b>							
038	Drug related offending rate	-	-	-		-	The technical definition of this indicator has not yet been published by the CLG.
032	Repeat incidents of domestic violence	-	-	-		-	The technical definition of this indicator has not yet been published by the CLG.
016	Serious acquisitive crime rate	number	9.56	12.76		12.28	Although the figure shown looks to be within the target for the year, when taken for the 9 months year on year, serious acquisitive crime has risen by over 4% making the achievement of the Year 1 target very challenging. This indicator is shown as 'green' in Annex B because the Quarter 3 outturn is technically within 5% of target.
020	Assault with injury crime rate	number	4.82	5.79		-	The rate for Quarter 3 stands at more than 75% of the year-end target rate.
111	First time entrants into the Youth Justice System aged 10-17	-	55	152		-	This is a cumulative figure to end of quarter 2. It should be noted that the DCSF are now using data drawn from the PNC database to measure this indicator, locally only Youth Offending and Bracknell Forest Police data is available – this may differ from the data on the PNC database.
<b>Outcome 14: Reduce fear of crime</b>							
041	Perceptions of drunk or rowdy behaviour as a problem	%	25.5	-		-	This indicator was measured by the Place survey 2008. Targets will be set as part of the 2009 refresh.
021	Dealing with concerns about anti-social behaviour and crime	%	26.2	-		-	This indicator was measured by the Place survey 2008. Targets will be set as part of the 2009 refresh.
<b>Outcome 15: Improve safety</b>							
049a	Number of primary fires and related fatalities/casualties	Number	103.4	194		543	RBFRS has developed risk maps to target work in the higher risk areas. Increasing numbers of home fire safety checks are being carried out in high risk areas. RBFRS are working with partners to better identify the locations of vulnerable people so that safety advice and fire safety checks can be offered. RBFRS continues to engage with young people to provide safety information.
049b	Primary fires	Number	21.4	60		168	
049c	Dwelling fires	Number	4.5	10		9	It is hoped that there are no further fatalities during the last quarter, to reduce the risk of exceeding the target for the first year.
049d	Casualties	Number	0.9	1		1	





Shows indicators that are on track or better than target profile



Shows indicators that are up to 5% adrift of target profile



Shows indicators that are more than 5% away from target profile

National Indicator	Measure	Unit	Actual Dec 08	Target 08/09	Status Dec 08	Target 10/11	Comments
047	People killed or seriously injured in road traffic accidents	Number	22	44		34	This represents performance for the rolling 12 months up to the end of October 2008. Current performance exceeds target.
<b>Theme 3d – Sustaining a vibrant economy</b>							
<b>Outcome 16: Sustain the environment for a vibrant economy</b>							
172	% of small businesses in an area showing employment growth	%	11.02	-		-	BERR have only recently made this data available. The outturn given is for 2006/07, the latest year for which figures exist. BFC are trying to establish if the time lag will always be this long. The national median for 2006/07 for Unitary authorities was 13.1 and that of Berkshire is 12.0.



Shows indicators that are on track or better than target profile



Shows indicators that are up to 5% adrift of target profile




Shows indicators that are more than 5% away from target profile

## Annex B: Performance against indicators and associated action plans

SUSTAINABLE COMMUNITY STRATEGY SECTION ONE: A THRIVING POPULATION																																
Sustainable Community Strategy Priority 1a: Opportunities for Everyone																																
LAA INDICATORS FOR PRIORITY 1A																																
<b>NI 8: Adult participation in sport and active recreation</b>																																
		<div style="background-color: #ff00ff; padding: 5px; color: white; font-weight: bold;">LAA INDICATOR (Local)</div> Department: ECC																														
		<p><i>As previously reported, the outcome of this indicator is dependent on the Active People Survey. The results of this survey will not be available until December 2009 and will be reported in Q3 2009/10.</i></p> <p><small>No estimated outcome is currently available for this indicator. This LAA (Local) indicator has a snapshot target measured by survey. No outcome for this indicator has yet been formally reported or published. Benchmarking and quartile information is not currently available for this indicator.</small></p>																														
	<table border="1" style="width: 100%; border-collapse: collapse;"> <tr> <td style="text-align: right;">Year: 2008/09</td> <td style="text-align: center;">Q1</td> <td style="text-align: center;">Q2</td> <td style="text-align: center;">Q3</td> <td style="text-align: center;">Q4</td> </tr> <tr> <td style="text-align: right;"><b>Current</b></td> <td style="text-align: center;">N/A</td> <td style="text-align: center;">N/A</td> <td style="text-align: center;">N/A</td> <td style="text-align: center;">N/A</td> </tr> <tr> <td style="text-align: right;"><b>LAA Target</b></td> <td style="text-align: center;">N/A</td> <td style="text-align: center;">N/A</td> <td style="text-align: center;">N/A</td> <td style="text-align: center;">N/A</td> </tr> <tr> <td style="text-align: right;">Last Reported</td> <td style="text-align: center;">N/A</td> <td style="text-align: center;">N/A</td> <td style="text-align: center;">N/A</td> <td style="text-align: center;">N/A</td> </tr> <tr> <td style="text-align: right;">Benchmark</td> <td style="text-align: center;">N/A</td> <td style="text-align: center;">N/A</td> <td style="text-align: center;">N/A</td> <td style="text-align: center;">N/A</td> </tr> <tr> <td style="text-align: right;"><b>Current Quartile</b></td> <td style="text-align: center;">N/A</td> <td style="text-align: center;">N/A</td> <td style="text-align: center;">N/A</td> <td style="text-align: center;">N/A</td> </tr> </table>	Year: 2008/09	Q1	Q2	Q3	Q4	<b>Current</b>	N/A	N/A	N/A	N/A	<b>LAA Target</b>	N/A	N/A	N/A	N/A	Last Reported	N/A	N/A	N/A	N/A	Benchmark	N/A	N/A	N/A	N/A	<b>Current Quartile</b>	N/A	N/A	N/A	N/A	
Year: 2008/09	Q1	Q2	Q3	Q4																												
<b>Current</b>	N/A	N/A	N/A	N/A																												
<b>LAA Target</b>	N/A	N/A	N/A	N/A																												
Last Reported	N/A	N/A	N/A	N/A																												
Benchmark	N/A	N/A	N/A	N/A																												
<b>Current Quartile</b>	N/A	N/A	N/A	N/A																												
<b>Action Plan for NI 8</b>																																
		<u>Due Date</u>	<u>Owner</u>	<u>Comments</u>																												
5.3.1	Maintain and promote services that will contribute to increasing the percentage of adults participating in 30 minutes of moderate intensity sport or physical activity on at least three days in any week (LPSA 2 target).	Mar 2009	ECC	<div style="color: green; font-size: 2em; font-weight: bold;">✓</div> <p><i>The percentage of the adult population participating in 30 minutes of moderate intensity sport or physical activity on at least three days in any week will be measured through Sport England's Active People survey, with results due in December 2009. Interim figures issued in December 2008 suggest that participation remains at the 2006 level. In the meantime, the Leisure Section is mainstreaming a major promotional campaign based around the 3 x 30 concept.</i></p>																												
<b>Operational Risks to NI 8</b>																																
		<u>Owner</u>	<u>Progress on Mitigation Actions</u>																													
BFC X008.1	Monitoring and meeting key targets (NI 8). Mitigation: Robust methods of monitoring and evaluation.	BFC	Revised/New Risk:																													
BFC X008.2	Lack of consistency in collection of key information (NI 8). Mitigation: The key information for this outcome is collected independently through Sport England's Active People Survey. It is important that the ongoing information is consistent with the information provided as the baseline for this outcome. It is also fundamental to this outcome that information is provided at the correct times by Sport England. This is beyond the control of Bracknell Forest Partnership.	ECC	No change to the risk in the quarter. Revised/New Risk: None.																													
BFC X008.3	Service Economies (NI 8). Mitigation: High quality delivery which meets the local authority's key objectives and the LAA targets.	ECC	No change to the risk in the quarter. Revised/New Risk: None.																													
BFC X008.4	External factors including public relations (NI 8). Mitigation: Ensure that a realistic communications strategy is in place in conjunction with partners.	ECC	No change to the risk in the quarter. Revised/New Risk: None.																													

**NI 120.1: All-age all cause mortality rate:  
(1) Female**



**LAA INDICATOR (Designated)**


Department: SCL

*Discussions between BFC and BEPCT are still underway regarding how PCT data can best be reported in Bracknell Forest (Council and Partnership) performance reports.*

Year: 2008/09	Q1	Q2	Q3	Q4
<b>Current</b>	N/A			
<b>LAA Target</b>	[annual]	[annual]	[annual]	437.8
Last Reported	N/A			
Benchmark	N/A			
<b>Current Quartile</b>	N/A			

Unit: Rate • Polarity: Low • BFC Lead: Belinda Clack

**NI 120.2: All-age all cause mortality rate:  
(2) Male**



**LAA INDICATOR (Designated)**

Department: SCL

*Discussions between BFC and BEPCT are still underway regarding how PCT data can best be reported in Bracknell Forest (Council and Partnership) performance reports.*

Year: 2008/09	Q1	Q2	Q3	Q4
<b>Current</b>	N/A			
<b>LAA Target</b>	[annual]	[annual]	[annual]	597.8
Last Reported	N/A			
Benchmark	N/A			
<b>Current Quartile</b>	N/A			

Unit: Rate • Polarity: Low • BFC Lead: Belinda Clack

<b>Action Plan for NI 120</b>		<u>Due Date</u>	<u>Owner</u>	<u>Comments</u>
PCT 120.1	Berkshire East healthy hearts.	Mar 2010	BEPCT	
PCT 120.2	GP core service delivery (includes statins, antihypertensives etc).	Ongoing	BEPCT	
PCT 120.3	Smoking cessation programme.	Ongoing	BEPCT	
<b>Operational Risks to NI 120</b>			<u>Owner</u>	<u>Progress on Mitigation Actions</u>
PCT 120.1	Referral rate or inappropriate referrals (NI 120). Mitigation: Briefings to GPs/pharmacies. Open access to vascular screening and links with charities to increase uptake.		BEPCT	Revised/New Risk:
PCT 120.2	Capacity to deliver to the most deprived wards (NI 120). Mitigation: Primary care team supporting GPs. Social marketing to be adopted through a range of routes.		BEPCT	Revised/New Risk:

**NI 123: Stopping smoking**



**LAA INDICATOR (Designated)**  
Department: SCL

*Discussions between BFC and BEPCT are still underway regarding how PCT data can best be reported in Bracknell Forest (Council and Partnership) performance reports.*


Year: 2008/09	Q1	Q2	Q3	Q4
<b>Current</b>	N/A			
<b>LAA Target</b>	TBC	TBC	TBC	TBC
Last Reported	N/A			
Benchmark	N/A			
<b>Current Quartile</b>	N/A			

Unit: Rate • Polarity: High • BFC Lead: Belinda Clack

<b>Action Plan for NI 120</b>		<u>Due Date</u>	<u>Owner</u>	<u>Comments</u>
PCT 123.1	Commissioning of smoking cessation services tailored to local LAA target groups (maternity, young people, deprived wards).	Jul 2008	BEPCT	
PCT 123.2	Community TV to carry 'stop smoking' messages to target those not reached so far and use locally tailored as well as national messages.	Oct 2008	BEPCT	
PCT 123.3	Establish baseline quit rates for maternity, COPD, 16-24, in the most deprived wards compared to all wards.	Jan 2009	BEPCT	

<b>Operational Risks to NI 120</b>		<u>Owner</u>	<u>Progress on Mitigation Actions</u>
PCT 123.1	Target for NI 123 is by definition to reach those who have not shown a willingness to give up or who are hard to reach, thus increased risk of not complying. Mitigation: Carefully targeting communications and service delivery, e.g. through children's centres.	BEPCT	Revised/New Risk:
PCT 123.2	Difficulties with collecting data to ensure all quitters are recorded (NI 123). Mitigation: Work going on in PCT to understand data collection methods and ensure all captured.	BEPCT	Revised/New Risk:

**NI 163: Proportion of population aged 19-64 for males and 19-59 for females qualified to at least Level 2 or higher**



**LAA INDICATOR (Designated)**  
Department: SCL

*BFC (SCL) does not record input data relating to activity. National/locally extrapolated data sets are to be published annually; the LSC are, as yet, unable to confirm the publication date.*

Year: 2008/09	Q1	Q2	Q3	Q4
<b>Current</b>	N/A	N/A	N/A	
<b>LAA Target</b>	[annual]	[annual]	[annual]	up 1.7%
Last Reported	N/A	N/A	N/A	
Benchmark	N/A	72.7	N/A	
<b>Current Quartile</b>	N/A	N/A	N/A	

Unit: % • Polarity: High • BFC Lead: David Jones

<b>Action Plan for NI 163</b>		<u>Due Date</u>	<u>Owner</u>	<u>Comments</u>
BFC X163.1	Provide support and challenge to secondary schools to improve pupil performance in KS4 to achieve full Level 2 qualifications; links to 14-19 Education Plan.	Ongoing	SCL	✓ Each secondary school has been visited and a Raising Attainment Plan (RAP) agreed with the headteacher.
BFC X163.2	Provide support and challenge to secondary schools, in partnership with the LSC, to improve pupil performance in post-16 to achieve full Level 2 and 3 qualifications; links to 14-19 Education Plan.	Ongoing	SCL	✓ Examination performance data has been analysed and used to inform discussions schools. Lesson observations of post-16 teaching have taken place.
BFC X163.3	Maintain an overview of local and national data sets, models and trends which demonstrate achievement of Level 2+ qualifications within the local population.	Annually	SCL	✓ New national datasets are published by the Learning & Skills Council and are still awaited.
BFC X163.4	Develop a plan for recruitment to underpin the current application and subsequent demand for the Council's T2G contract.	Ongoing	CPS	✓ Contract awarded January 2009. Meeting with Learning & Skills Council to be held later in the month; work on plan ongoing.
BFC X163.5	Develop a plan for BFC's adoption and support of Skills Pledge as a model for intervention to be promoted with strategic partners.	Mar 2009	CPS	✓ Learning & Skills Council financing for the Skills Pledge was awarded in January 2009. Work has commenced on an audit of BFC's own workforce skills, and a proposal on the way forward in the Borough at large will be taken to CMT in February.
BFC X163.6	Provide, through the BF Adult and Community Learning Service, foundation programmes of engagement and first step activities that enable new learners without Level 2 qualifications to gain confidence and self-esteem in order to begin their learning journey.	Ongoing	SCL	✓ Full programme of courses and activities offered. Performance data will be available in February 2009.
<b>Operational Risks to NI 163</b>			<u>Owner</u>	<u>Progress on Mitigation Actions</u>
BFC X163.1	Schools fail to maintain or improve performance at KS4 (NI 163). Mitigation: Annual support agreement with schools.		SCL	Risk no longer valid. Revised/New Risk: None.
BFC X163.2	Schools fail to maintain or improve performance post-16 (NI 163). Mitigation: Planned interventions proportionate to risk in individual schools.		SCL	Actions to mitigate risk continue – no further risks identified. Revised/New Risk: None.
BFC X163.3	Data modelling fails to demonstrate progress toward target (NI 163). Mitigation: Seek alternative local indicators of progress and achievement.		SCL	Actions to mitigate risk continue – no further risks identified. Revised/New Risk: None.
BFC X163.4	Failure to identify 100 employees to T2G contract (NI 163). Mitigation: Improve recruitment/enrolment process and extend scope of recruitment.		SCL	Actions to mitigate risk continue – no further risks identified. Revised/New Risk: None.
BFC X163.5	Failure to secure support for Skills Pledge (NI 163). Mitigation: Review with CMT.		SCL	Actions to mitigate risk continue – no further risks identified. Revised/New Risk: None.

CAA INDICATORS FOR PRIORITY 1A

**NI 14: Avoidable contact: The proportion of customer contact that is of low or no value to the customer**



CAA Indicator (non-LAA)  
Department: CPS

*This new indicator, for which the first return is due from local authorities in April, is being co-ordinated by the Chief Officer: Customer Services. Meetings have been held with relevant officers to raise awareness of the requirements of the indicator and the need to prepare a business improvement plan. Relevant service areas have either planned or commenced data collection.*

Year: 2008/09	Q1	Q2	Q3	Q4
<b>Current</b> ●	N/A	N/A	N/A	
<b>Local Target</b> ■	TBC	TBC	TBC	TBC
Last Reported	N/A	N/A	N/A	
Benchmark	N/A	N/A	N/A	
<b>Current Quartile</b>	N/A	N/A	N/A	

No estimated outturn is currently available for this indicator. This CAA indicator has a complex cumulative target measured by data collection. No outturn for this indicator has yet been formally reported or published. Benchmarking and quartile information is not currently available for this indicator.

Unit: % ● Polarity: Low ● BFC Lead: Keith Woodman

**NI 39: Rate of hospital admissions per 100,000 for Alcohol Related Harm**



CAA Indicator (non-LAA)  
Department: SCL


*Data to be sourced from Hospital Episode Statistics. BFC are in communication with Berkshire East PCT in order to obtain data for this indicator.*

Year: 2008/09	Q1	Q2	Q3	Q4
<b>Current</b> ●	N/A	N/A	N/A	
<b>Local Target</b> ■	TBC	TBC	TBC	TBC
Last Reported	N/A	N/A	N/A	
Benchmark	N/A	N/A	N/A	
<b>Current Quartile</b>	N/A	N/A	N/A	

No estimated outturn is currently available for this indicator. This CAA indicator has a complex cumulative target measured by data collection. No outturn for this indicator has yet been formally reported or published. Benchmarking and quartile information is not currently available for this indicator.

Unit: Rate ● Polarity: Low ● BFC Lead: Mira Haynes

**NI 113.1: Prevalence of chlamydia in under 25 year olds:  
(1) Percentage of the resident population aged 15-24 accepting a test/screen for chlamydia**



CAA Indicator (non-LAA)  
Department: SCL

*Discussions between BFC and BEPCT are still underway regarding how PCT data can best be reported in Bracknell Forest (Council and Partnership) performance reports.*

Year: 2008/09	Q1	Q2	Q3	Q4
<b>Current</b> ●	N/A			
<b>Local Target</b> ■	TBC	TBC	TBC	TBC
Last Reported	N/A			
Benchmark	N/A			
<b>Current Quartile</b>	N/A			

Unit: % ● Polarity: High ● BFC Lead: Mary Purnell

**NI 113.2: Prevalence of chlamydia in under 25 year olds:**

**(2) Number of positive diagnoses for chlamydia in the resident population aged 15-24 years**



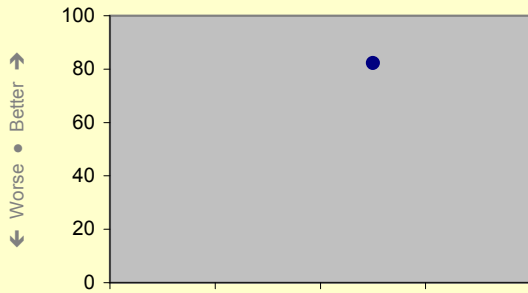
CAA Indicator (non-LAA)  
Department: SCL

*Discussions between BFC and BEPCT are still underway regarding how PCT data can best be reported in Bracknell Forest (Council and Partnership) performance reports.*

Year: 2008/09	Q1	Q2	Q3	Q4
<b>Current</b> ●	N/A			
<b>Local Target</b> ■	TBC	TBC	TBC	TBC
Last Reported	N/A			
Benchmark	N/A			
<b>Current Quartile</b>	N/A			

Unit: % ● Polarity: Low ● BFC Lead: Mary Purnell

**NI 119: Self-reported measure of people's overall health and well-being**



CAA Indicator (non-LAA)  
Department: CXO


*The outturn cited is early, unconfirmed weighted data from the 2008 Place Survey. The outturn will be confirmed, and some more context provided, in Quarter 4 reports.*

Year: 2008/09	Q1	Q2	Q3	Q4
<b>Current</b> ●	N/A	N/A	82.2	
<b>Local Target</b> ■	[annual]	[annual]	TBC	[annual]
Last Reported	N/A	N/A	N/A	
Benchmark	N/A	N/A	N/A	
<b>Current Quartile</b>	N/A	N/A	N/A	

The current estimate is based on unvalidated current data. This CAA indicator has a snapshot target measured by survey. No outturn for this indicator has yet been formally reported or published. Benchmarking and quartile information is not currently available for this indicator.

Unit: TBC ● Polarity: High ● BFC Lead: Belinda Clack

**NI 134: The number of emergency bed days per head of weighted population**



CAA Indicator (non-LAA)  
Department: SCL

*Data source for this indicator is Department of Health Hospital Episode Statistics. BFC are in communication with Berkshire East PCT in order to obtain data for this indicator.*

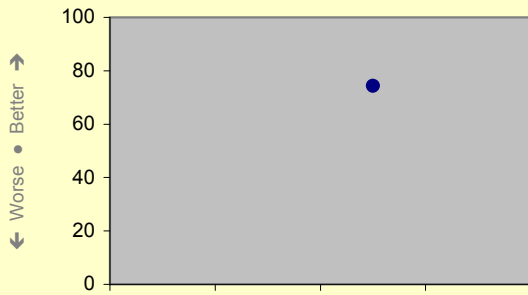
Year: 2008/09	Q1	Q2	Q3	Q4
<b>Current</b> ●	N/A	N/A	N/A	
<b>Local Target</b> ■	TBC	TBC	TBC	TBC
Last Reported	N/A	N/A	N/A	
Benchmark	N/A	N/A	N/A	
<b>Current Quartile</b>	N/A	N/A	N/A	

No estimated outturn is currently available for this indicator. This CAA indicator has a complex cumulative target measured by data collection. No outturn for this indicator has yet been formally reported or published. Benchmarking and quartile information is not currently available for this indicator.

Unit: Number ● Polarity: Low ● BFC Lead: Joan Gittins



**NI 140: Fair treatment by local services**



CAA Indicator (non-LAA)  
Department: CPS

*The outturn cited is early, unconfirmed weighted data from the 2008 Place Survey. The outturn will be confirmed, and some more context provided, in Quarter 4 reports.*

Year: 2008/09	Q1	Q2	Q3	Q4
<b>Current</b> ●	N/A	N/A	<b>74.3</b>	
<b>Local Target</b> ■	[annual]	[annual]	<b>TBC</b>	[annual]
Last Reported	N/A	N/A	N/A	
Benchmark	N/A	N/A	N/A	
<b>Current Quartile</b>	N/A	N/A	<b>N/A</b>	

The current estimate is based on unvalidated current data. This CAA indicator has a snapshot target measured by survey. No outturn for this indicator has yet been formally reported or published. Benchmarking and quartile information is not currently available for this indicator.

Unit: TBC ● Polarity: High ● BFC Lead: Abby Thomas

**NI 143: Offenders under probation supervision living in settled and suitable accommodation at the end of their order or licence**



CAA Indicator (non-LAA)  
Department: CXO

*Efforts by the Performance & Partnerships team to obtain data from the Probation Service have had no success. We are informed that other Councils both locally and nationally are experiencing similar difficulties with their Probation Services. If any data becomes available in the near future, it will be reported in later drafts of this Quarter 3 report.*

Year: 2008/09	Q1	Q2	Q3	Q4
<b>Current</b> ●	N/A			
<b>Local Target</b> ■	TBC	TBC	<b>TBC</b>	TBC
Last Reported	N/A			
Benchmark	N/A			
<b>Current Quartile</b>	N/A			

Unit: % ● Polarity: High ● BFC Lead: Ian Boswell

**NI 144: Offenders under probation supervision in employment at the end of their order or licence**



CAA Indicator (non-LAA)  
Department: CXO

*Efforts by the Performance & Partnerships team to obtain data from the Probation Service have had no success. We are informed that other Councils both locally and nationally are experiencing similar difficulties with their Probation Services. If any data becomes available in the near future, it will be reported in later drafts of this Quarter 3 report.*

Year: 2008/09	Q1	Q2	Q3	Q4
<b>Current</b> ●	N/A			
<b>Local Target</b> ■	TBC	TBC	<b>TBC</b>	TBC
Last Reported	N/A			
Benchmark	N/A			
<b>Current Quartile</b>	N/A			

Unit: % ● Polarity: High ● BFC Lead: Ian Boswell

**NI 161: Number of Level 1 qualifications in literacy (including ESOL) achieved**



CAA Indicator (non-LAA)  
Department: SCL

*BFC (SCL) does not record input data relating to activity. National/locally extrapolated data sets are to be published annually; the LSC are, as yet, unable to confirm the publication date.*

Year: 2008/09	Q1	Q2	Q3	Q4
<b>Current</b> ●	N/A	N/A	N/A	
<b>Local Target</b> ■	N/A	N/A	N/A	N/A
Last Reported	N/A	N/A	N/A	
Benchmark	N/A	N/A	N/A	
<b>Current Quartile</b>	N/A	N/A	N/A	

No estimated outturn is currently available for this indicator. This CAA indicator has a cumulative target measured by data collection. No outturn for this indicator has yet been formally reported or published. Benchmarking and quartile information is not currently available for this indicator.

Unit: Number ● Polarity: High ● BFC Lead: David Jones

**NI 162: Number of Entry Level qualifications in numeracy achieved**



CAA Indicator (non-LAA)  
Department: SCL

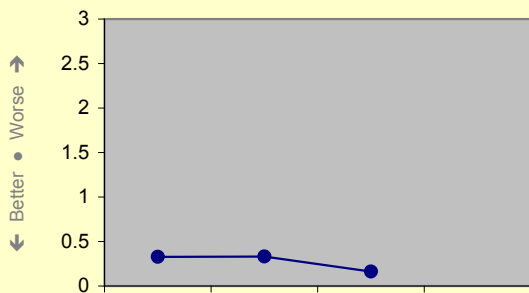
*BFC (SCL) does not record input data relating to activity. National/locally extrapolated data sets are to be published annually; the LSC are, as yet, unable to confirm the publication date.*

Year: 2008/09	Q1	Q2	Q3	Q4
<b>Current</b> ●	N/A	N/A	N/A	
<b>Local Target</b> ■	N/A	N/A	N/A	N/A
Last Reported	N/A	N/A	N/A	
Benchmark	N/A	N/A	N/A	
<b>Current Quartile</b>	N/A	N/A	N/A	

No estimated outturn is currently available for this indicator. This CAA indicator has a cumulative target measured by data collection. No outturn for this indicator has yet been formally reported or published. Benchmarking and quartile information is not currently available for this indicator.

Unit: Number ● Polarity: High ● BFC Lead: David Jones

**NI 173: Flows onto incapacity benefits from employment**



CAA Indicator (non-LAA)  
Department: CXO


*This new indicator measures the proportion of the working population living in an LA area who move directly from employment to incapacity benefits. It is calculated and reported centrally by the DWP on a 'rolling four quarters' basis, with an approximate two-quarter time lag. The current figure thus relates to the year to end-May 2008 - before the economic downturn.*

Year: 2008/09	Q1	Q2	Q3	Q4
<b>Current</b> ●	0.329	0.330	0.163	
<b>Local Target</b> ■	TBC	TBC	TBC	TBC
Last Reported	0.329	0.330	0.163	
Benchmark	0.407	0.404	0.345	
<b>Current Quartile</b>	Best	Best	Best	

The current figure uses latest available (outdated) data. This CAA indicator has a complex cumulative target measured by data collection. The 'last reported' figure is from the DWP/Nomis (January 2009). Quartile shows the position of the current figure within the dataset for all LAs in England. Benchmark is the 75th percentile in the same figures.

Unit: % ● Polarity: Low ● BFC Lead: David Clifford (interim)

**NI 179: Value for money – total net value of on-going cash-releasing value for money gains that have impacted since the start of the 2008-9 financial year**



CAA Indicator (non-LAA)  
Department: CPS


*Data for this indicator is provided to central government directly by local authorities on a biannual basis. The next scheduled data return is in July 2009.*

Year: 2008/09	Q1	Q2	Q3	Q4
<b>Current</b> ●	N/A	N/A	N/A	
<b>Local Target</b> ■	TBC	TBC	TBC	TBC
Last Reported	N/A	£1,900,000	£1,900,000	
Benchmark	N/A	N/A	N/A	
<b>Current Quartile</b>	N/A	N/A	N/A	

No estimated outturn is currently available for this indicator. This CAA indicator has a complex cumulative target measured by data collection. The 'last reported' figure is from the CLG Data Hub (October 2008). Benchmarking and quartile information is not currently available for this indicator.

Unit: Currency ● Polarity: High ● BFC Lead: Alan Nash

**NI 180: The number of changes of circumstance which affect customers' HB/CTB entitlements within the year**



CAA Indicator (non-LAA)  
Department: ECC


*The figure cited is a cumulative YTD figure. The data remains in the initial stages so no target will be set until a historic trend has been established.*

Year: 2008/09	Q1	Q2	Q3	Q4
<b>Current</b> ●	N/A	N/A	55.5	
<b>Local Target</b> ■	TBC	TBC	TBC	TBC
Last Reported	N/A	N/A	N/A	
Benchmark	N/A	N/A	N/A	
<b>Current Quartile</b>	N/A	N/A	N/A	

The current estimate is based on unvalidated current data. This CAA indicator has a complex cumulative target measured by data collection. No outturn for this indicator has yet been formally reported or published. Benchmarking and quartile information is not currently available for this indicator.

Unit: % ● Polarity: High ● BFC Lead: Shanaz Alam

**NI 181: Time taken to process Housing Benefit / Council Tax Benefit new claims and change events**



CAA Indicator (non-LAA)  
Department: ECC

*The system is currently unable to analyse the data produced. Discussions are underway with the software suppliers.*

Year: 2008/09	Q1	Q2	Q3	Q4
<b>Current</b> ●	N/A	25.04	N/A	
<b>Local Target</b> ■	TBC	TBC	TBC	TBC
Last Reported	N/A	N/A	N/A	
Benchmark	N/A	N/A	N/A	
<b>Current Quartile</b>	N/A	N/A	N/A	

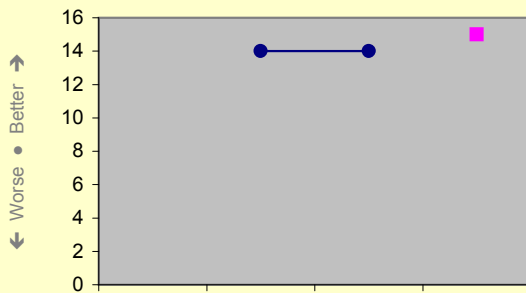
No estimated outturn is currently available for this indicator. This CAA indicator has a complex cumulative target measured by data collection. No outturn for this indicator has yet been formally reported or published. Benchmarking and quartile information is not currently available for this indicator.

Unit: Number ● Polarity: Low ● BFC Lead: Shanaz Alam

**Sustainable Community Strategy Priority 1b:  
Nurturing the Next Generation**

**LAA INDICATORS FOR PRIORITY 1B**

**NI 51: Effectiveness of child and adolescent mental health (CAMHS) services**



**LAA INDICATOR (Designated)**

Department: SCL

✓

*This is an aggregated score based on performance in four proxy indicators that measure the effectiveness of local CAMHS services.*

Year: 2008/09	Q1	Q2	Q3	Q4
<b>Current</b>	N/A	14	<b>14</b>	
<b>LAA Target</b>	[annual]	[annual]	<b>[annual]</b>	15
Last Reported	N/A	14	14	
Benchmark	N/A	N/A	N/A	
<b>Current Quartile</b>	N/A	N/A	<b>N/A</b>	

The current figure uses validated final data. This LAA (Designated) indicator has a snapshot (self-assessment) target measured by self-assessment. No outturn for this indicator has yet been formally reported or published. Benchmarking and quartile information is not currently available for this indicator.

Unit: Score • Polarity: High • BFC Lead: Martin Gocke

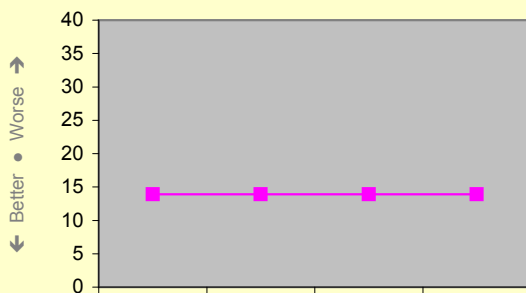
**Action Plan for NI 51**

		Due Date	Owner	Comments
5.6.1	Implement CAMHS strategy.	Sep 2008	SCL	✓ <i>CAMHS Partnership has met and reviewed progress with the strategy and begun to consider how to shape the new strategy that will need to run from April 2009.</i>

**Operational Risks to NI 51**

		Owner	Progress on Mitigation Actions
BFC X051.1	Contractor BHFT fails to deliver to an acceptable level (loss of key staff, or process of tendering for revised contract diverts attention) (NI 51). Mitigation: Monitor and support. Ensure proper process is in place.	SCL	Actions to monitor risk in place. No adverse effect during this quarter. Revised/New Risk: None.
BFC X051.2	Demographic changes (NI 51). Mitigation: Ensure good quality local information.	SCL	Actions to monitor risk in place. No adverse effect during this quarter. Revised/New Risk: None.

**NI 56.4: Obesity in primary school age children in Year 6:  
(4) Percentage of children in Year 6 with height and weight recorded who are obese**



**LAA INDICATOR (Designated)**

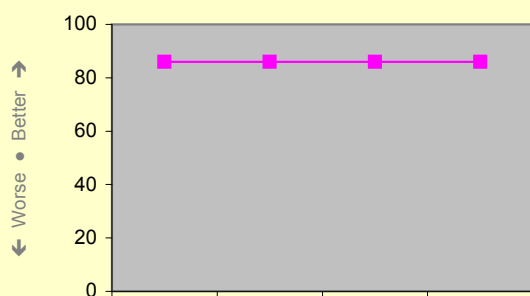
Department: SCL

*Discussions between BFC and BEPCT are still underway regarding how PCT data can best be reported in Bracknell Forest (Council and Partnership) performance reports.*

Year: 2008/09	Q1	Q2	Q3	Q4
<b>Current</b>	N/A		<b>13.9</b>	
<b>LAA Target</b>	13.9	13.9	<b>13.9</b>	13.9
Last Reported	N/A			
Benchmark	N/A			
<b>Current Quartile</b>	N/A			

Unit: % • Polarity: Low • BFC Lead: Mary Purnell

**NI 56.5: Obesity in primary school age children in Year 6:  
(5) Percentage of children in Year 6 with height and weight recorded**



**LAA INDICATOR (Designated)**  
Department: SCL

*Discussions between BFC and BEPCT are still underway regarding how PCT data can best be reported in Bracknell Forest (Council and Partnership) performance reports.*

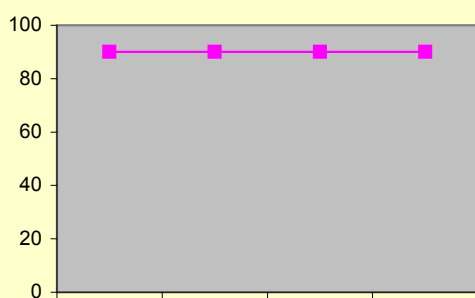
Year: 2008/09	Q1	Q2	Q3	Q4
<b>Current</b>	N/A			
<b>LAA Target</b>	86	86	86	86
Last Reported	N/A			
Benchmark	N/A			
<b>Current Quartile</b>	N/A			

Unit: % • Polarity: High • BFC Lead: Mary Purnell

<b>Action Plan for NI 56</b>		<u>Due Date</u>	<u>Owner</u>	<u>Comments</u>
PCT 056.1	Weigh and measure 85% of all children in Year 6.	Annually	BEPCT	
PCT 056.2	Analyse the data at ward level and by gender.	Annually	BEPCT	
PCT 056.3	Ensure the uptake of the five hour offer is prioritised in schools within wards with the highest prevalence.	Annually	BEPCT	
PCT 056.4	Monitor progress towards the BF obesity action plan through the CHL subgroup.	Termly	BEPCT	

<b>Operational Risks to NI 56</b>		<u>Owner</u>	<u>Progress on Mitigation Actions</u>
PCT 056.1	Commissioning plans not in place (NI 56). Mitigation: Strategic and financial plans written October 2008.	BEPCT	Revised/New Risk:
PCT 056.2	Failure to deliver the five hour offer (NI 56). Mitigation: Monitoring through CHL and adjusting when figures released.	BEPCT	Revised/New Risk:

**NI 57: Children and young people's participation in high-quality PE and sport**



**LAA INDICATOR (Designated)**  
Department: SCL

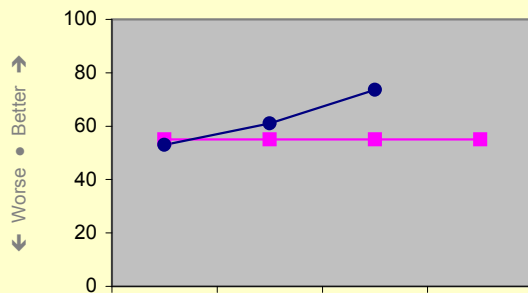
*The final technical definition of this indicator has not yet been published by the Department of Communities and Local Government (CLG). It is thus not yet clear where data will be sourced from (whether from local authorities or from a central government department or agency), or how frequently data will be available.*

Year: 2008/09	Q1	Q2	Q3	Q4
<b>Current</b>	N/A	N/A	N/A	
<b>LAA Target</b>	90	90	90	90
Last Reported	N/A	N/A	N/A	
Benchmark	N/A	N/A	N/A	
<b>Current Quartile</b>	N/A	N/A	N/A	

Unit: TBC • Polarity: TBC • BFC Lead: Bob Welch

*No action plan is available for NI 57 because the indicator's final technical definition has not yet been published.*

**NI 68: Percentage of referrals to children's social care going on to initial assessment**



**LAA INDICATOR (Designated)**

Department: SCL

Quarter 1 estimated outturn is 53%; Quarter 2 estimated outturn is 61%; Quarter 3 estimated outturn is 73.6%, giving a cumulative to date figure of 63% against a target of 55%. This indicator provides a cumulative result, as at 31 March in any given year.


No estimated outturn is currently available for this indicator. This LAA (Designated) indicator has a complex cumulative target measured by data collection. The 'last reported' figure is from Annual Performance Assessment Dataset (Final) (September 2008). Benchmarking and quartile information is not currently available for this indicator.

Unit: % • Polarity: Within median (locally: High) • BFC Lead: Penny Reuter

Year: 2008/09	Q1	Q2	Q3	Q4
<b>Current</b> ●	53	61	<b>73.6</b>	
<b>LAA Target</b> ■	55	55	<b>55</b>	55
Last Reported	N/A	54.4	54.4	
Benchmark	N/A	N/A	N/A	
<b>Current Quartile</b>	N/A	N/A	<b>N/A</b>	

<b>Action Plan for NI 68</b>		<u>Due Date</u>	<u>Owner</u>	<u>Comments</u>
6.9.2	Implement the multi-agency needs / risks matrix across all agencies.	Dec 2008	SCL	✓ <i>A laminated A5 Matrix and Guidance to Making a Referral will be widely distributed to all partner agencies in the New Year.</i>
BFC X068.1	Ensure the needs/risks matrix is used as a tool to support multi-agency Common Assessment Framework (CAF) training and safeguarding training.	Dec 2008	SCL	✓ <i>Achieved.</i>
BFC X068.2	Identify and utilise Children's Social Care (CSC) staff to provide ongoing support and liaison to staff working at Tier 2 to support appropriate referrals to CSC.	Dec 2008	SCL	✓ <i>Arrangements in place.</i>
<b>Operational Risks to NI 68</b>			<u>Owner</u>	<u>Progress on Mitigation Actions</u>
BFC X068.1	Length of time taken to change practice in various agencies may be longer than anticipated (NI 68). Mitigation: Targets have been set at what we believe is a realistic level.		SCL	Actions to mitigate risk continue – no further risks identified. Revised/New Risk: None.
BFC X068.2	Impact of a new IT system incorporating the Integrated Children's System (ICS) may affect recording practice (NI 68). Mitigation: Close monitoring is being undertaken to identify any problems in recording that may affect the data and therefore the outturn for NI 68.		SCL	Difficulties in recording on ICS and accurate reporting of data have been identified with Core Logic and should be corrected by the end of December 2008. Revised/New Risk: None.

**NI 69: Children who have experienced bullying**



**LAA INDICATOR (Designated)**  
Department: SCL

*This is the outcome of the TellUs 3 survey – it is the first time it has been reported. The England average is 48.0 and the average of our statistical neighbours is 50.67. Following DCSF instruction, the target for this indicator is in the process of being renegotiated.*

Year: 2008/09	Q1	Q2	Q3	Q4
<b>Current</b> ●	N/A	N/A	<b>52.6</b>	
<b>LAA Target</b> ■	[annual]	[annual]	<b>TBC</b>	[annual]
Last Reported	N/A	N/A	52.6	
Benchmark	N/A	N/A	N/A	
<b>Current Quartile</b>	N/A	N/A	<b>N/A</b>	

The current figure uses validated final data. This LAA (Designated) indicator has a snapshot target measured by survey. The 'last reported' figure is from the TellUs 3 survey (2008). Benchmarking and quartile information is not currently available for this indicator.

Unit: % ● Polarity: Low ● BFC Lead: Martin Gocke


**Action Plan for NI 69**

	Due Date	Owner	Comments
BFC X069.1 Implement actions set out in the local strategy devised by the multi-agency Anti-Bullying Working Group (Safer Together, Safer Wherever), including information gathering; prevention of bullying; intervention when bullying incidents occur; and addressing bullying in the wider community (refer also to CYPP 2006 to 2009, 2008 Review).	Mar 2010	SCL	✓ Profile of anti-bullying work continues to be raised. New strategy launched during this quarter. Co-ordinator approved and successful awards ceremony held in November 2008 at the end of National Anti-Bullying Week.

**Operational Risks to NI 69**

	Owner	Progress on Mitigation Actions
BFC X069.1 Loss of key personnel in BFC (NI 51 and 69). Mitigation: Careful workforce monitoring, retention strategy and succession planning.	SCL	Actions to monitor risk in place. No adverse effect during this quarter. Revised/New Risk: None.
BFC X069.2 Failure to engage schools (NI 69). Mitigation: Maintain high profile of issue through meetings with headteachers.	SCL	Anti-bullying work continues to enjoy a high profile locally. Revised/New Risk: None.
BFC X069.3 Loss of grant funding from CDRP in 2009/10 (NI 69). Mitigation: Ensure that strategy demonstrates effective delivery in 2008/09 and that the impact of this activity is recognised.	SCL	Anti-bullying work continues to enjoy a high profile locally. Bid for funding has been prepared. Outcome awaited. Revised/New Risk: None.

**NI 72: Achievement of ≥ 78 points across the Early Years Foundation Stage, with ≥ 6 in each of the scales in Personal, Social and Emotional Development, and Communication, Language and Literacy**



**LAA INDICATOR (Education)**  
Department: SCL

✓  
*Performance is shown for the end of 2007/2008 academic year (Summer 2008 exams) against the target for the same year.*


Year: 2008/09	Q1	Q2	Q3	Q4
<b>Current</b> ●	N/A	N/A	<b>43</b>	
<b>LAA Target</b> ■	[annual]	[annual]	<b>45</b>	[annual]
Last Reported	N/A	44.5	43	
Benchmark	N/A	N/A	N/A	
<b>Current Quartile</b>	N/A	N/A	<b>N/A</b>	

The current figure uses validated final data. This LAA (Education) indicator has a complex cumulative target measured by data collection. The 'last reported' figure is from DCSF (September 2008). Benchmarking and quartile information is not currently available for this indicator.

Unit: % ● Polarity: High ● BFC Lead: Bob Welch

*No LAA action plan is available for NI 72 because it is a DCSF statutory indicator rather than a designated LAA indicator. Actions for this indicator are developed as part of Bracknell Forest Council's internal service planning arrangements.*

**NI 73: Achievement at level 4 or above in both English and Maths at Key Stage 2**



**LAA INDICATOR (Education)**

Department: SCL

*Attainment at Level 4 and above in both English and Maths at KS2 improved by 1% in 2008 and was above the national result of 72%. Achievement of both girls and boys rose in 2008 by 1% and 2% respectively.*


Year: 2008/09	Q1	Q2	Q3	Q4
<b>Current</b> ●	N/A	N/A	<b>74</b>	
<b>LAA Target</b> ■	[annual]	[annual]	<b>N/A</b>	[annual]
Last Reported	N/A	73	73	
Benchmark	N/A	N/A	N/A	
<b>Current Quartile</b>	N/A	N/A	<b>N/A</b>	

The current estimate is based on unvalidated current data. This LAA (Education) indicator has a complex cumulative target measured by data collection. The 'last reported' figure is from DCSF (August 2007). Benchmarking and quartile information is not currently available for this indicator.

Unit: % ● Polarity: High ● BFC Lead: Bob Welch

No LAA action plan is available for NI 72 because it is a DCSF statutory indicator rather than a designated LAA indicator. Actions for this indicator are developed as part of Bracknell Forest Council's internal service planning arrangements.

**NI 74: Achievement at level 5 or above in both English and Maths at Key Stage 3**



**LAA INDICATOR (Education)**

Department: SCL

*KS3 results remain provisional, with the outcome of a number of reviews still pending. Following the DCSF's announcement in October that KS3 testing is to be scrapped, this indicator is scheduled for imminent deletion from the National Indicator set.*


Year: 2008/09	Q1	Q2	Q3	Q4
<b>Current</b> ●	N/A	N/A	<b>73.4</b>	
<b>LAA Target</b> ■	[annual]	[annual]	<b>N/A</b>	[annual]
Last Reported	N/A	72	72	
Benchmark	N/A	N/A	N/A	
<b>Current Quartile</b>	N/A	N/A	<b>N/A</b>	

The current estimate is based on latest available (incomplete) data. This LAA (Education) indicator has a complex cumulative target measured by data collection. The 'last reported' figure is from DCSF (July 2007). Benchmarking and quartile information is not currently available for this indicator.

Unit: % ● Polarity: High ● BFC Lead: Bob Welch

No LAA action plan is available for NI 72 because it is a DCSF statutory indicator rather than a designated LAA indicator. Actions for this indicator are developed as part of Bracknell Forest Council's internal service planning arrangements.

**NI 75: Achievement of 5 or more A\*-C grades at GCSE or equivalent including English and Maths**



**LAA INDICATOR (Education)**

Department: SCL

*Provisional performance is shown for the end of the 2007/08 academic year (Summer 2008 exams) against the target for the same year. Results at KS4 remain provisional.*

Year: 2008/09	Q1	Q2	Q3	Q4
<b>Current</b> ●	N/A	N/A	<b>51.5</b>	
<b>LAA Target</b> ■	[annual]	[annual]	<b>56</b>	[annual]
Last Reported	N/A	48.4	48.4	
Benchmark	N/A	N/A	N/A	
<b>Current Quartile</b>	N/A	N/A	<b>N/A</b>	

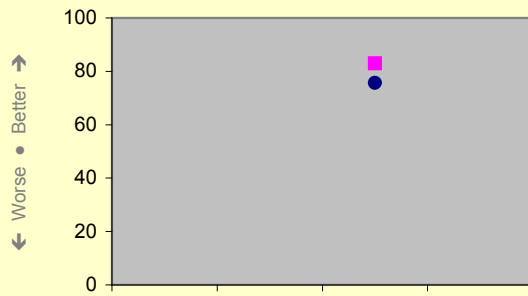
The current estimate is based on unvalidated current data. This LAA (Education) indicator has a complex cumulative target measured by data collection. The 'last reported' figure is from DCSF (August 2007). Benchmarking and quartile information is not currently available for this indicator.

Unit: % ● Polarity: High ● BFC Lead: Bob Welch

No LAA action plan is available for NI 72 because it is a DCSF statutory indicator rather than a designated LAA indicator. Actions for this indicator are developed as part of Bracknell Forest Council's internal service planning arrangements.



**NI 83: Achievement at level 5 or above  
in Science at Key Stage 3**



Year: 2008/09	Q1	Q2	Q3	Q4
<b>Current</b>	N/A	N/A	<b>75.7</b>	
<b>LAA Target</b>	[annual]	[annual]	<b>83</b>	[annual]
Last Reported	N/A	81	81	
Benchmark	N/A	N/A	N/A	
<b>Current Quartile</b>	N/A	N/A	<b>N/A</b>	

**LAA INDICATOR (Education)**

Department: SCL

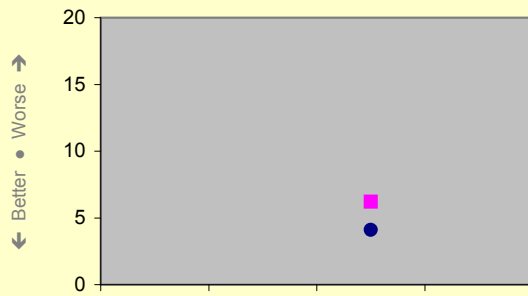
Provisional performance is shown for the end of the 2007/08 academic year (Summer 2008 exams) against the target for the same year. KS3 results remain provisional and incomplete for Science. Following the DCSF's announcement in October that KS3 testing is to be scrapped, this indicator is scheduled for imminent deletion from the National Indicator set.

The current estimate is based on unvalidated current data. This LAA (Education) indicator has a complex cumulative target measured by data collection. The 'last reported' figure is from DCSF (July 2007). Benchmarking and quartile information is not currently available for this indicator.

Unit: % • Polarity: High • BFC Lead: Bob Welch

No LAA action plan is available for NI 72 because it is a DCSF statutory indicator rather than a designated LAA indicator. Actions for this indicator are developed as part of Bracknell Forest Council's internal service planning arrangements.

**NI 87: Secondary school persistent absence rate**



Year: 2008/09	Q1	Q2	Q3	Q4
<b>Current</b>	N/A	N/A	<b>4.1</b>	
<b>LAA Target</b>	[annual]	[annual]	<b>6.2</b>	[annual]
Last Reported	N/A	N/A	N/A	
Benchmark	N/A	N/A	N/A	
<b>Current Quartile</b>	N/A	N/A	<b>N/A</b>	

**LAA INDICATOR (Education)**

Department: SCL

The percentage for two terms of the 2007/08 academic year is 4.1% (i.e. 262 of 6,382 on the roll), where pupils had a total of 52 or more half-day sessions of absence from school over the combined autumn and spring terms.

The current figure uses validated final data. This LAA (Education) indicator has a complex cumulative target measured by data collection. No output for this indicator has yet been formally reported or published. Benchmarking and quartile information is not currently available for this indicator.

Unit: % • Polarity: Low • BFC Lead: Gloria King

No LAA action plan is available for NI 72 because it is a DCSF statutory indicator rather than a designated LAA indicator. Actions for this indicator are developed as part of Bracknell Forest Council's internal service planning arrangements.

**NI 90: Take up of 14 -19 learning diplomas**



Year: 2008/09	Q1	Q2	Q3	Q4
<b>Current</b>	N/A	N/A	<b>N/A</b>	
<b>LAA Target</b>	N/A	N/A	<b>N/A</b>	N/A
Last Reported	N/A	N/A	N/A	
Benchmark	N/A	N/A	N/A	
<b>Current Quartile</b>	N/A	N/A	<b>N/A</b>	

**LAA INDICATOR (Designated)**


Department: SCL

The programme of 14-19 learning diplomas is not due to commence until 2010.

Unit: Number • Polarity: High • BFC Lead: Martin Surrell

<b>Action Plan for NI 90</b>		<u>Due Date</u>	<u>Owner</u>	<u>Comments</u>
BFC X090.1	Approval of 14-19 Education Plan by 14-19 Partnership and Executive of the Council.	Jul 2008	SCL	✓ <i>Plan approved in July 2008.</i>
BFC X090.2	Application to Diploma Gateway for approval to offer eight diplomas form 2010.	Nov 2008	SCL	✓ <i>High quality application made and submitted to DCSF by the November deadline.</i>
BFC X090.3	Develop and implement information and marketing strategy to raise awareness of Diplomas among pupils and parents, leading to recruitment of initial learners for 2010.	Jan 2009	SCL	✓ <i>To be developed in line with timetable for introduction of new diplomas.</i>
BFC X090.4	Develop appropriate facilities for the delivery of Diplomas from 2010.	Jun 2010	SCL	✓ <i>Business cases submitted from providers in line with implementation plan for 14-19 diplomas.</i>
BFC X090.5	Implement the development of all Diplomas in line with the schedule outlined in the 14-19 Education Plan – to ensure that the revised national entitlement is in place by 2013.	Jun 2013	SCL	✓ <i>Application for first phase of diploma programme completed and submitted.</i>
<b>Operational Risks to NI 90</b>			<u>Owner</u>	<u>Progress on Mitigation Actions</u>
BFC X090.1	Failure to approve the 14-19 Education Plan (NI 90). Mitigation: [None identified.]		SCL	Risk no longer valid. Revised/New Risk: None.
BFC X090.2	Diploma Gateway application not completed (NI 90). Mitigation: Timeline and working groups in place.		SCL	Risk no longer valid. Revised/New Risk: None.
BFC X090.3	Diploma Gateway application not successful (NI 90). Mitigation: Ensure high-quality application. Facility to revise schedule for implementation included in 14-19 Plan.		SCL	Actions to mitigate risk continue – no further risks identified. Revised/New Risk: None.
BFC X090.4	Information/marketing strategy not complete (NI 90). Mitigation: Planning group in place, good practice model available.		SCL	Actions to mitigate risk continue – no further risks identified. Revised/New Risk: None.
BFC X090.5	Information/marketing strategy not effective in recruiting sufficient learners (NI 90). Mitigation: Facility to revise schedule for implementation included in 14-19 Plan (includes delivery through partnership with neighbouring consortia).		SCL	Actions to mitigate risk continue – no further risks identified. Revised/New Risk: None.
BFC X090.6	Insufficient capital funding (NI 90). Mitigation: Facility for delivery through partnership with neighbouring consortia included in 14-19 Plan.		SCL	Actions to mitigate risk continue – no further risks identified. Revised/New Risk: None.
BFC X090.7	Revised statutory entitlement not in place by 2013 (NI 90). Mitigation: Facility to revise schedule for implementation included in 14-19 Plan (includes delivery through partnership with neighbouring consortia).		SCL	Actions to mitigate risk continue – no further risks identified. Revised/New Risk: None.

**NI 92: Narrowing the gap between the lowest achieving 20% in the Early Years Foundation Stage Profile and the rest**



**LAA INDICATOR (Education)**

Department: SCL

*The performance of the lowest achieving 20% of pupils improved in 2008, narrowing the gap between these pupils and the rest.*


Year: 2008/09	Q1	Q2	Q3	Q4
<b>Current</b>	N/A	N/A	<b>30.6</b>	
<b>LAA Target</b>	[annual]	[annual]	<b>30.8</b>	[annual]
Last Reported	N/A	34.8	30.6	
Benchmark	N/A	N/A	N/A	
<b>Current Quartile</b>	N/A	N/A	<b>N/A</b>	

The current figure uses validated final data. This LAA (Education) indicator has a complex cumulative target measured by data collection. The 'last reported' figure is from DCSF (September 2008). Benchmarking and quartile information is not currently available for this indicator.

Unit: % • Polarity: Low • BFC Lead: Bob Welch

No LAA action plan is available for NI 72 because it is a DCSF statutory indicator rather than a designated LAA indicator. Actions for this indicator are developed as part of Bracknell Forest Council's internal service planning arrangements.

**NI 93: Progression by two levels in English between Key Stage 1 and Key Stage 2**



**LAA INDICATOR (Education)**

Department: SCL

*2008 data for this indicator is not available yet.*


Year: 2008/09	Q1	Q2	Q3	Q4
<b>Current</b>	N/A	N/A	<b>N/A</b>	
<b>LAA Target</b>	[annual]	[annual]	<b>N/A</b>	[annual]
Last Reported	N/A	N/A	86.2	
Benchmark	N/A	N/A	N/A	
<b>Current Quartile</b>	N/A	N/A	<b>N/A</b>	

No estimated outcome is currently available for this indicator. This LAA (Education) indicator has a complex cumulative target measured by data collection. The 'last reported' figure is from the DCSF reported 2007 progress measures (December 2008). Benchmarking and quartile information is not currently available for this indicator.

Unit: % • Polarity: High • BFC Lead: Bob Welch

No LAA action plan is available for NI 72 because it is a DCSF statutory indicator rather than a designated LAA indicator. Actions for this indicator are developed as part of Bracknell Forest Council's internal service planning arrangements.

**NI 94: Progression by two levels in Maths between Key Stage 1 and Key Stage 2**



**LAA INDICATOR (Education)**

Department: SCL

*No data is available for this indicator yet.*


Year: 2008/09	Q1	Q2	Q3	Q4
<b>Current</b>	N/A	N/A	<b>N/A</b>	
<b>LAA Target</b>	[annual]	[annual]	<b>N/A</b>	[annual]
Last Reported	N/A	N/A	75.4	
Benchmark	N/A	N/A	N/A	
<b>Current Quartile</b>	N/A	N/A	<b>N/A</b>	

No estimated outcome is currently available for this indicator. This LAA (Education) indicator has a complex cumulative target measured by data collection. The 'last reported' figure is from the DCSF reported 2007 progress measures (December 2008). Benchmarking and quartile information is not currently available for this indicator.

Unit: % • Polarity: High • BFC Lead: Bob Welch

No LAA action plan is available for NI 72 because it is a DCSF statutory indicator rather than a designated LAA indicator. Actions for this indicator are developed as part of Bracknell Forest Council's internal service planning arrangements.

**NI 95: Progression by two levels in English  
between Key Stage 2 and Key Stage 3**



Year: 2008/09	Q1	Q2	Q3	Q4
<b>Current</b>	N/A	N/A	N/A	[annual]
<b>LAA Target</b>	[annual]	[annual]	N/A	[annual]
Last Reported	N/A	N/A	26.2	
Benchmark	N/A	N/A	N/A	
<b>Current Quartile</b>	N/A	N/A	N/A	

**LAA INDICATOR (Education)**

Department: SCL


2008 data for this indicator is not available yet. Following the DCSF's announcement in October that KS3 testing is to be scrapped, this indicator is scheduled for imminent deletion from the National Indicator set.

No estimated outcome is currently available for this indicator. This LAA (Education) indicator has a complex cumulative target measured by data collection. The 'last reported' figure is from the DCSF reported the 2007 progress measures (October 2008). Benchmarking and quartile information is not currently available for this indicator.

Unit: % • Polarity: High • BFC Lead: Bob Welch

No LAA action plan is available for NI 72 because it is a DCSF statutory indicator rather than a designated LAA indicator. Actions for this indicator are developed as part of Bracknell Forest Council's internal service planning arrangements.

**NI 96: Progression by two levels in Maths  
between Key Stage 2 and Key Stage 3**



Year: 2008/09	Q1	Q2	Q3	Q4
<b>Current</b>	N/A	N/A	N/A	[annual]
<b>LAA Target</b>	[annual]	[annual]	N/A	[annual]
Last Reported	N/A	N/A	64.2	
Benchmark	N/A	N/A	N/A	
<b>Current Quartile</b>	N/A	N/A	N/A	

**LAA INDICATOR (Education)**

Department: SCL


2008 data for this indicator is not available yet. Following the DCSF's announcement in October that KS3 testing is to be scrapped, this indicator is scheduled for imminent deletion from the National Indicator set.

No estimated outcome is currently available for this indicator. This LAA (Education) indicator has a complex cumulative target measured by data collection. The 'last reported' figure is from the DCSF reported 2007 progress measures (October 2008). Benchmarking and quartile information is not currently available for this indicator.

Unit: % • Polarity: High • BFC Lead: Bob Welch

No LAA action plan is available for NI 72 because it is a DCSF statutory indicator rather than a designated LAA indicator. Actions for this indicator are developed as part of Bracknell Forest Council's internal service planning arrangements.

**NI 97: Progression by two levels in English  
between Key Stage 3 and Key Stage 4**



Year: 2008/09	Q1	Q2	Q3	Q4
<b>Current</b>	N/A	N/A	N/A	[annual]
<b>LAA Target</b>	[annual]	[annual]	N/A	[annual]
Last Reported	N/A	50	50	
Benchmark	N/A	N/A	N/A	
<b>Current Quartile</b>	N/A	N/A	N/A	

**LAA INDICATOR (Education)**

Department: SCL

2008 data for this indicator is not available yet. Following the DCSF's announcement in October that KS3 testing is to be scrapped, this indicator is scheduled for imminent deletion from the National Indicator set.

No estimated outcome is currently available for this indicator. This LAA (Education) indicator has a complex cumulative target measured by data collection. The 'last reported' figure is from the DCSF reported 2007 progress measures (October 2008). Benchmarking and quartile information is not currently available for this indicator.

Unit: % • Polarity: High • BFC Lead: Bob Welch

No LAA action plan is available for NI 72 because it is a DCSF statutory indicator rather than a designated LAA indicator. Actions for this indicator are developed as part of Bracknell Forest Council's internal service planning arrangements.

**NI 98: Progression by two levels in Maths  
between Key Stage 3 and Key Stage 4**



Year: 2008/09	Q1	Q2	Q3	Q4
<b>Current</b>	N/A	N/A	N/A	[annual]
<b>LAA Target</b>	[annual]	[annual]	N/A	[annual]
Last Reported	N/A	31.2	31.2	
Benchmark	N/A	N/A	N/A	
<b>Current Quartile</b>	N/A	N/A	N/A	

**LAA INDICATOR (Education)**

Department: SCL

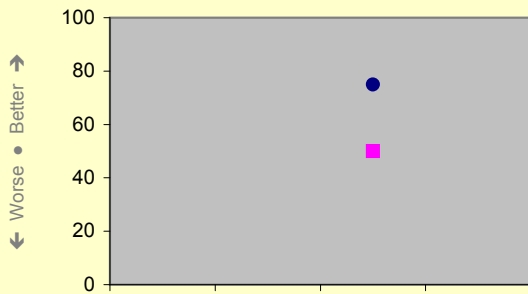
2008 data for this indicator is not available yet. Following the DCSF's announcement in October that KS3 testing is to be scrapped, this indicator is scheduled for imminent deletion from the National Indicator set.

No estimated outturn is currently available for this indicator. This LAA (Education) indicator has a complex cumulative target measured by data collection. The 'last reported' figure is from the DCSF reported 2007 progress measures (October 2008). Benchmarking and quartile information is not currently available for this indicator.

Unit: % • Polarity: High • BFC Lead: Bob Welch

No LAA action plan is available for NI 72 because it is a DCSF statutory indicator rather than a designated LAA indicator. Actions for this indicator are developed as part of Bracknell Forest Council's internal service planning arrangements.

**NI 99: Looked after children reaching level 4 in English at Key Stage 2**



Year: 2008/09	Q1	Q2	Q3	Q4
<b>Current</b>	N/A	N/A	75	[annual]
<b>LAA Target</b>	[annual]	[annual]	50	[annual]
Last Reported	N/A	N/A	N/A	
Benchmark	N/A	N/A	N/A	
<b>Current Quartile</b>	N/A	N/A	N/A	

**LAA INDICATOR (Education)**

Department: SCL


The annual outturn figure for this indicator is 75% for the academic year 2007/08 (Summer 2008 exams). It should be noted that due to small numbers any cohort change produces large swings in data. DCSF suppress data where the denominator is <10.

The current figure uses validated final data. This LAA (Education) indicator has a complex cumulative target measured by data collection. No outturn for this indicator has yet been formally reported or published. Benchmarking and quartile information is not currently available for this indicator.

Unit: % • Polarity: High • BFC Lead: Penny Reuter

No LAA action plan is available for NI 72 because it is a DCSF statutory indicator rather than a designated LAA indicator. Actions for this indicator are developed as part of Bracknell Forest Council's internal service planning arrangements.

**NI 100: Looked after children reaching level 4 in Maths at Key Stage 2**



Year: 2008/09	Q1	Q2	Q3	Q4
<b>Current</b>	N/A	N/A	50	[annual]
<b>LAA Target</b>	[annual]	[annual]	50	[annual]
Last Reported	N/A	N/A	N/A	
Benchmark	N/A	N/A	N/A	
<b>Current Quartile</b>	N/A	N/A	N/A	

**LAA INDICATOR (Education)**

Department: SCL


The annual outturn figure for this indicator is 50% for the academic year 2007/08 (Summer 2008 exams). It should be noted that due to small numbers any cohort change produces large swings in data. DCSF suppress data where the denominator is <10.

The current figure uses validated final data. This LAA (Education) indicator has a complex cumulative target measured by data collection. No outturn for this indicator has yet been formally reported or published. Benchmarking and quartile information is not currently available for this indicator.

Unit: % • Polarity: High • BFC Lead: Penny Reuter

No LAA action plan is available for NI 72 because it is a DCSF statutory indicator rather than a designated LAA indicator. Actions for this indicator are developed as part of Bracknell Forest Council's internal service planning arrangements.

**NI 101: Looked after children achieving five A\*-C GCSEs (or equivalent) at Key Stage 4 (including English and Maths)**



**LAA INDICATOR (Education)**

Department: SCL

*The annual outturn figure for this indicator is 0% for the academic year 2007/08 (Summer 2008 exams). It should be noted that due to small numbers any cohort change produces large swings in data. DCSF suppress data where the denominator is <10.*


Year: 2008/09	Q1	Q2	Q3	Q4
<b>Current</b>	N/A	N/A	<b>0</b>	
<b>LAA Target</b>	[annual]	[annual]	<b>11.1</b>	[annual]
Last Reported	N/A	N/A	N/A	
Benchmark	N/A	N/A	N/A	
<b>Current Quartile</b>	N/A	N/A	<b>N/A</b>	

The current figure uses validated final data. This LAA (Education) indicator has a complex cumulative target measured by data collection. No outturn for this indicator has yet been formally reported or published. Benchmarking and quartile information is not currently available for this indicator.

Unit: % • Polarity: High • BFC Lead: Penny Reuter

No LAA action plan is available for NI 72 because it is a DCSF statutory indicator rather than a designated LAA indicator. Actions for this indicator are developed as part of Bracknell Forest Council's internal service planning arrangements.

**NI 108: Key Stage 4 attainment for Black and minority ethnic groups**



**LAA INDICATOR (Local)**

Department: SCL

*This results refers to BME group 'Any other Asian group' (AOTH). There were 30 pupils in the group in 2008. Although the technical definition of this indicator asks for a percentage, it has been agreed with GOSE that Bracknell Forest will report an average points score in order better to reflect the achievement of the unusually small cohort.*

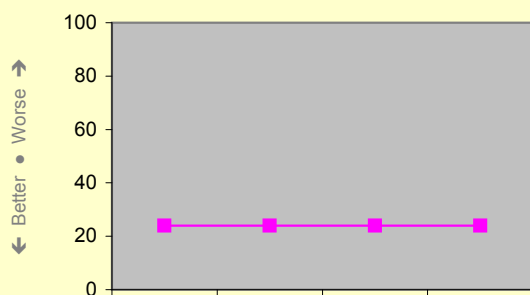
Year: 2008/09	Q1	Q2	Q3	Q4
<b>Current</b>	N/A	N/A	<b>349.1</b>	
<b>LAA Target</b>	[annual]	[annual]	<b>N/A</b>	[annual]
Last Reported	N/A	N/A	N/A	
Benchmark	N/A	N/A	N/A	
<b>Current Quartile</b>	N/A	N/A	<b>N/A</b>	

The current estimate is based on unvalidated current data. This LAA (Local) indicator has a complex cumulative target measured by data collection. No outturn for this indicator has yet been formally reported or published. Benchmarking and quartile information is not currently available for this indicator.

Unit: % • Polarity: High • BFC Lead: Bob Welch

No LAA action plan is available for NI 108 because it is a local indicator and does not have an LAA stretch target.

**NI 112: Under 18 conception rate**



**LAA INDICATOR (Designated)**

Department: SCL

*Discussions between BFC and BEPCT are still underway regarding how PCT data can best be reported in Bracknell Forest (Council and Partnership) performance reports.*

Year: 2008/09	Q1	Q2	Q3	Q4
<b>Current</b>	N/A			
<b>LAA Target</b>	24	24	<b>24</b>	24
Last Reported	N/A			
Benchmark	N/A			
<b>Current Quartile</b>	N/A			

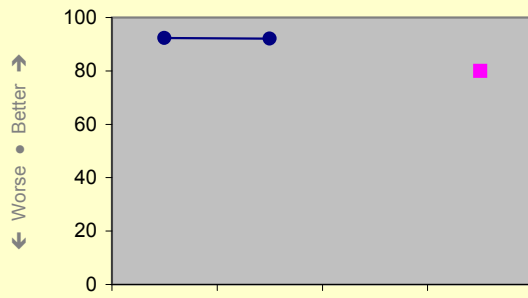
Unit: % • Polarity: Low • BFC Lead: Don McLaren

Action Plan for NI 112		Due Date	Owner	Comments
PCT 112.1	Funding for clinics in the community.	Apr 2009	BEPCT	
PCT 112.2	Work collaboratively with TP coordinator.	Apr 2009	BEPCT	
Operational Risks to NI 112			Owner	Progress on Mitigation Actions
PCT 112.1	Funding not secured (NI 112). Mitigation: In LAA and financial plans. Staffing assured in public health team for 2009.		BEPCT	Revised/New Risk:
PCT 112.2	Sexual health promotion team capacity (NI 112). Mitigation: In LAA and financial plans. Staffing assured in public health team for 2009.		BEPCT	Revised/New Risk:
<b>NI 117: 16 to 18 year olds who are not in education, training or employment (NEET)</b>				
		<p style="text-align: center;"><b>LAA INDICATOR (Designated)</b> Department: SCL</p> <p style="text-align: center;"><b>X</b></p> <p><i>This represents a lower performance than in previous years and reflects the increasing difficulties that some young people are encountering in accessing suitable opportunities.</i></p>		
Year: 2008/09	Q1	Q2	Q3	Q4
<b>Current</b>	5.7	N/A	<b>6.7</b>	
<b>LAA Target</b>	5	5	<b>5</b>	5
Last Reported	N/A	N/A	9.2	
Benchmark	N/A	N/A	N/A	
<b>Current Quartile</b>	N/A	N/A	<b>N/A</b>	
<p>The current estimate is based on latest available (incomplete) data. This LAA (Designated) indicator has a complex snapshot target measured by data snapshot. No outturn for this indicator has yet been formally reported or published. Benchmarking and quartile information is not currently available for this indicator.</p> <p>Unit: % • Polarity: Low • BFC Lead: Martin Gocke</p>				
Action Plan for NI 117		Due Date	Owner	Comments
BFC X117.1	Include the NEET Strategy in the 14-19 Education Plan.	Jul 2008	SCL	✓ <i>NEET strategy is included in the approved 14-19 plan.</i>
BFC X117.2	Implement full range of actions identified in the action plan which accompanies the NEET Strategy in order to meet the agreed targets for reduction of NEET.	Mar 2010	SCL	✓ <i>NEET course to develop basic literacy held locally. Focus groups identified for developing targeted NEET interventions.</i>
Operational Risks to NI 117			Owner	Progress on Mitigation Actions
BFC X117.1	NEET Strategy not adopted (NI 117). Mitigation: [None identified.]		BFC	Revised/New Risk:
BFC X117.2	Some actions not implemented or not effective in achieving aims, leading to targets not being met (NI 117). Mitigation: Regular monitoring of NEET Strategy and annual review of 14-19 Plan.		BFC	Revised/New Risk:



CAA INDICATORS FOR PRIORITY 1B

NI 45: Young offenders' engagement in suitable education, employment or training



CAA Indicator (non-LAA)  
Department: SCL

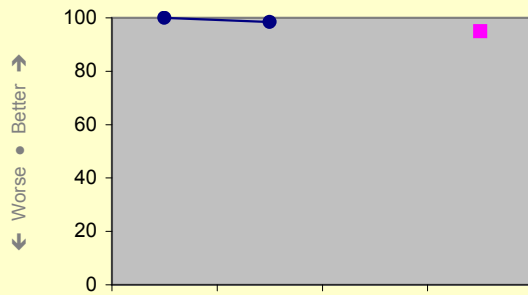
*The target of 80% is a cumulative year-end target, and outturns on a per-quarter basis are thus not appropriate for this indicator. The cumulative year-to-date figure at end of Quarter 2 was 92.1%. Data as at end of Quarter 3 has been submitted but has not yet been calculated (Youth Justice Board).*

Year: 2008/09	Q1	Q2	Q3	Q4
<b>Current</b> ●	92.3	92.1	N/A	
<b>Local Target</b> ■	[annual]	[annual]	[annual]	80
Last Reported	N/A	N/A	N/A	
Benchmark	N/A	N/A	N/A	
<b>Current Quartile</b>	N/A	N/A	N/A	

No estimated outturn is currently available for this indicator. This CAA indicator has a complex cumulative target measured by data collection. No outturn for this indicator has yet been formally reported or published. Benchmarking and quartile information is not currently available for this indicator.

Unit: % • Polarity: High • BFC Lead: Karen Roberts

NI 46: Young offenders' access to suitable accommodation



CAA Indicator (non-LAA)  
Department: SCL


*The target of 95% is a cumulative year-end target, and outturns on a per-quarter basis are thus not appropriate for this indicator. The cumulative year-to-date figure at end of Quarter 2 was 98.4%. Data at end of Quarter 3 has been submitted but not yet validated.*

Year: 2008/09	Q1	Q2	Q3	Q4
<b>Current</b> ●	100	98.4	N/A	
<b>Local Target</b> ■	[annual]	[annual]	[annual]	95
Last Reported	N/A	N/A	N/A	
Benchmark	N/A	N/A	N/A	
<b>Current Quartile</b>	N/A	N/A	N/A	

No estimated outturn is currently available for this indicator. This CAA indicator has a complex cumulative target measured by data collection. No outturn for this indicator has yet been formally reported or published. Benchmarking and quartile information is not currently available for this indicator.

Unit: % • Polarity: High • BFC Lead: Karen Roberts

NI 50: Emotional health of children



CAA Indicator (non-LAA)  
Department: SCL

*This is the outcome of the TellUs 3 survey and the first time this indicator has been reported. England average is 63.3% and the average for our statistical neighbours is 58.0%.*

Year: 2008/09	Q1	Q2	Q3	Q4
<b>Current</b> ●	N/A	N/A	60.9	
<b>Local Target</b> ■	TBC	TBC	TBC	TBC
Last Reported	N/A	N/A	60.9	
Benchmark	N/A	N/A	N/A	
<b>Current Quartile</b>	N/A	N/A	N/A	

The current figure uses validated final data. This CAA indicator has a snapshot target measured by survey. The 'last reported' figure is from OFSTED (January 2009). Benchmarking and quartile information is not currently available for this indicator.

Unit: % • Polarity: High • BFC Lead: Martin Gocke



**NI 52.1: Take up of school lunches:  
(i) Primary schools**



CAA Indicator (non-LAA)  
Department: SCL

*This is an annual indicator, for which data will be available in April 2009.*

Year: 2008/09	Q1	Q2	Q3	Q4
<b>Current</b> ●	N/A	N/A	N/A	
<b>Local Target</b> ■	[annual]	[annual]	[annual]	29
Last Reported	N/A	N/A	N/A	
Benchmark	N/A	N/A	N/A	
<b>Current Quartile</b>	N/A	N/A	N/A	

No estimated outturn is currently available for this indicator. This CAA indicator has a complex cumulative target measured by data collection. No outturn for this indicator has yet been formally reported or published. Benchmarking and quartile information is not currently available for this indicator.

Unit: % • Polarity: High • BFC Lead: Chris Taylor

**NI 52.2: Take up of school lunches:  
(ii) Secondary schools**



CAA Indicator (non-LAA)  
Department: SCL

*This is an annual indicator, for which data will be available in April 2009.*

Year: 2008/09	Q1	Q2	Q3	Q4
<b>Current</b> ●	N/A	N/A	N/A	
<b>Local Target</b> ■	[annual]	[annual]	[annual]	N/A
Last Reported	N/A	N/A	N/A	
Benchmark	N/A	N/A	N/A	
<b>Current Quartile</b>	N/A	N/A	N/A	

No estimated outturn is currently available for this indicator. This CAA indicator has a complex cumulative target measured by data collection. No outturn for this indicator has yet been formally reported or published. Benchmarking and quartile information is not currently available for this indicator.

Unit: % • Polarity: High • BFC Lead: Chris Taylor

**NI 53.1: Prevalence of breastfeeding at 6-8 weeks from birth:  
(1) percentage of infants being breastfed at 6-8 weeks**



CAA Indicator (non-LAA)  
Department: SCL

*Discussions between BFC and BEPCT are still underway regarding how PCT data can best be reported in Bracknell Forest (Council and Partnership) performance reports.*

Year: 2008/09	Q1	Q2	Q3	Q4
<b>Current</b> ●	N/A			
<b>Local Target</b> ■	TBC	TBC	TBC	TBC
Last Reported	N/A			
Benchmark	N/A			
<b>Current Quartile</b>	N/A			

Unit: % • Polarity: High • BFC Lead: Mary Purnell

**NI 53.2: Prevalence of breastfeeding at 6-8 weeks from birth:  
(2) percentage of infants for whom breastfeeding status is recorded**



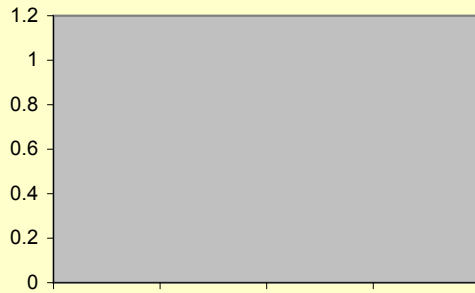
CAA Indicator (non-LAA)  
Department: SCL

*Discussions between BFC and BEPCT are still underway regarding how PCT data can best be reported in Bracknell Forest (Council and Partnership) performance reports.*

Year: 2008/09	Q1	Q2	Q3	Q4
<b>Current</b>	N/A			
<b>Local Target</b>	TBC	TBC	TBC	TBC
Last Reported	N/A			
Benchmark	N/A			
<b>Current Quartile</b>	N/A			

Unit: % • Polarity: High • BFC Lead: Mary Purnell

**NI 54: Services for disabled children**



CAA Indicator (non-LAA)  
Department: SCL

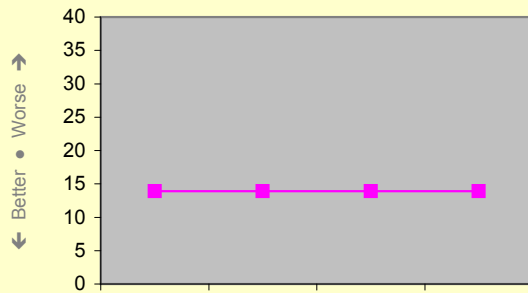
*The technical definition of this indicator has only recently been made available. The outturn will be based on a survey of parents of disabled children in each local area conducted by the DCSF. Prior to the first local surveys, a national-level survey will be conducted at the end of 2009/10 to derive a national baseline.*

Year: 2008/09	Q1	Q2	Q3	Q4
<b>Current</b>	N/A	N/A	N/A	
<b>Local Target</b>	TBC	TBC	TBC	TBC
Last Reported	N/A	N/A	N/A	
Benchmark	N/A	N/A	N/A	
<b>Current Quartile</b>	N/A	N/A	N/A	

No estimated outturn is currently available for this indicator. This CAA indicator has a snapshot target measured by survey. No outturn for this indicator has yet been formally reported or published. Benchmarking and quartile information is not currently available for this indicator.

Unit: TBC • Polarity: TBC • BFC Lead: Simon McKenzie

**NI 55.4: Obesity in primary school age children in Reception:  
(4) Percentage of children in Reception with height and weight recorded who are obese**



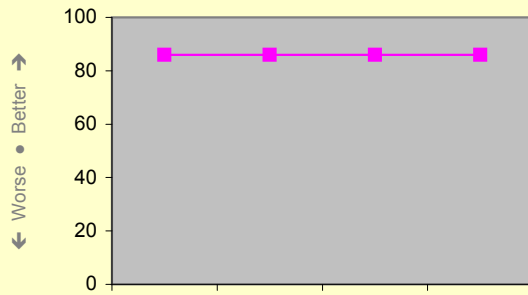
CAA Indicator (non-LAA)  
Department: SCL

*Discussions between BFC and BEPCT are still underway regarding how PCT data can best be reported in Bracknell Forest (Council and Partnership) performance reports.*

Year: 2008/09	Q1	Q2	Q3	Q4
<b>Current</b>	N/A			
<b>Local Target</b>	13.9	13.9	13.9	13.9
Last Reported	N/A			
Benchmark	N/A			
<b>Current Quartile</b>	N/A			

Unit: % • Polarity: Low • BFC Lead: Mary Purnell

**NI 55.5: Obesity in primary school age children in Reception:  
(5) Percentage of children in Reception with height and weight recorded**



CAA Indicator (non-LAA)  
Department: SCL

*Discussions between BFC and BEPCT are still underway regarding how PCT data can best be reported in Bracknell Forest (Council and Partnership) performance reports.*

Year: 2008/09	Q1	Q2	Q3	Q4
Current	N/A	N/A	86	86
Local Target	86	86	86	86
Last Reported	N/A	N/A	N/A	N/A
Benchmark	N/A	N/A	N/A	N/A
Current Quartile	N/A	N/A	N/A	N/A

Unit: % • Polarity: High • BFC Lead: Mary Purnell

**NI 58: Emotional and behavioural health of looked after children**



CAA Indicator (non-LAA)  
Department: SCL

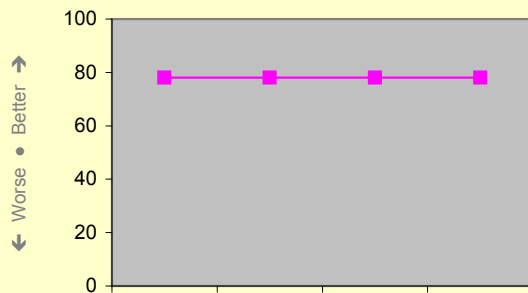
*No estimated outturn data is available for this performance indicator on a quarterly basis. This is a new annual indicator and no baseline data is currently available.*

Year: 2008/09	Q1	Q2	Q3	Q4
Current	N/A	N/A	N/A	TBC
Local Target	TBC	TBC	TBC	TBC
Last Reported	N/A	N/A	N/A	N/A
Benchmark	N/A	N/A	N/A	N/A
Current Quartile	N/A	N/A	N/A	N/A

No estimated outturn is currently available for this indicator. This CAA indicator has a complex cumulative target measured by data collection. No outturn for this indicator has yet been formally reported or published. Benchmarking and quartile information is not currently available for this indicator.

Unit: Number • Polarity: Low • BFC Lead: Penny Reuter

**NI 59: Percentage of initial assessments for children's social care carried out within 7 working days of referral**

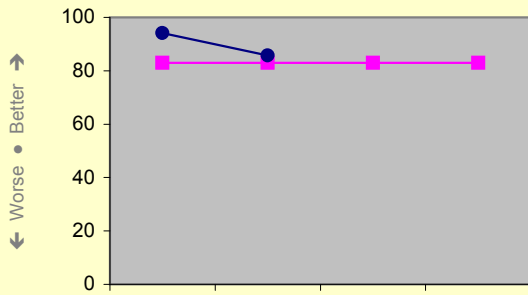


CAA Indicator (non-LAA)  
Department: SCL

Year: 2008/09	Q1	Q2	Q3	Q4
Current	N/A	N/A	78	78
Local Target	78	78	78	78
Last Reported	N/A	75.9	N/A	N/A
Benchmark	N/A	N/A	N/A	N/A
Current Quartile	N/A	N/A	N/A	N/A

Unit: % • Polarity: High • BFC Lead: Penny Reuter

**NI 60: Percentage of core assessments for children's social care that were carried out within 35 days of their commencement**

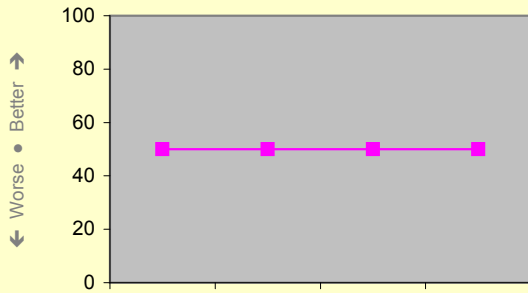


CAA Indicator (non-LAA)  
Department: SCL

Year: 2008/09	Q1	Q2	Q3	Q4
Current	94.1	85.7	83	83
Local Target	83	83	83	83
Last Reported	N/A	82		
Benchmark	N/A	N/A		
Current Quartile	N/A	N/A		

Unit: % • Polarity: High • BFC Lead: Penny Reuter

**NI 61: Timeliness of placements of looked after children for adoption following an agency decision that the child should be placed for adoption**



CAA Indicator (non-LAA)  
Department: SCL

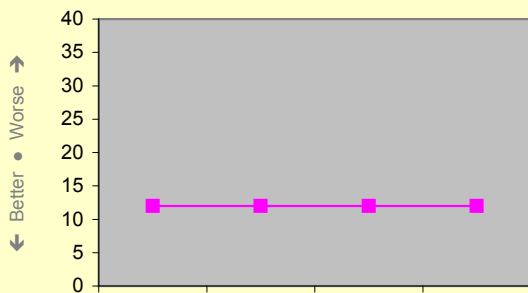
*No children have ceased to be looked after as a result of the granting of an adoption order.*

Year: 2008/09	Q1	Q2	Q3	Q4
Current	N/A	N/A	N/A	50
Local Target	50	50	50	50
Last Reported	N/A	N/A	N/A	
Benchmark	N/A	N/A	N/A	
Current Quartile	N/A	N/A	N/A	

No estimated outturn is currently available for this indicator. This CAA indicator has a complex cumulative target measured by data collection. No outturn for this indicator has yet been formally reported or published. Benchmarking and quartile information is not currently available for this indicator.

Unit: % • Polarity: High • BFC Lead: Penny Reuter

**NI 62: Stability of placements of looked after children: Number of placements**



CAA Indicator (non-LAA)  
Department: SCL

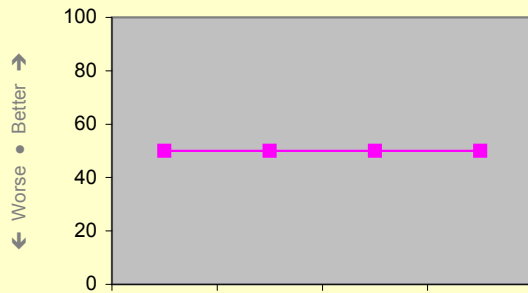
*No estimated outturn figure is available for this indicator on a quarterly basis.*

Year: 2008/09	Q1	Q2	Q3	Q4
Current	N/A	N/A	N/A	12
Local Target	12	12	12	12
Last Reported	N/A	12	12	
Benchmark	N/A	N/A	N/A	
Current Quartile	N/A	N/A	N/A	

No estimated outturn is currently available for this indicator. This CAA indicator has a complex cumulative target measured by data collection. The 'last reported' figure is from Annual Performance Assessment Dataset (Final) (September 2008). Benchmarking and quartile information is not currently available for this indicator.

Unit: % • Polarity: Low • BFC Lead: Penny Reuter

**NI 63: Stability of placements of looked after children:  
Length of placement**



CAA Indicator (non-LAA)  
Department: SCL

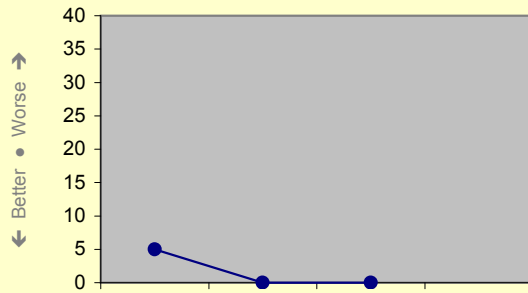
No estimated outturn is available for this indicator on a quarterly basis.

Year: 2008/09	Q1	Q2	Q3	Q4
<b>Current</b> ●	N/A	N/A	<b>N/A</b>	
<b>Local Target</b> ■	50	50	<b>50</b>	50
Last Reported	N/A	55.6	55.6	
Benchmark	N/A	N/A	N/A	
<b>Current Quartile</b>	N/A	N/A	<b>N/A</b>	

No estimated outturn is currently available for this indicator. This CAA indicator has a complex cumulative target measured by data collection. The 'last reported' figure is from Annual Performance Assessment Dataset (Final) (September 2008). Benchmarking and quartile information is not currently available for this indicator.

Unit: % • Polarity: High • BFC Lead: Penny Reuter

**NI 64: Child Protection Plans lasting two years or more**



CAA Indicator (non-LAA)  
Department: SCL

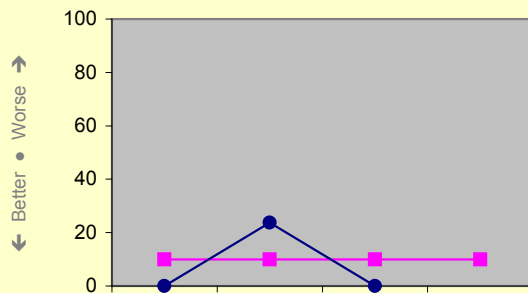
The cumulative YTD figure is 2.1% - this should continue to decrease. There are currently no children who have been subject to a Child Protection Plan for ≥ two years. This indicator provides a cumulative result as at 31 March in any given year and is based on the number of children deregistered during the course of the whole year.

Year: 2008/09	Q1	Q2	Q3	Q4
<b>Current</b> ●	5	0	<b>0</b>	
<b>Local Target</b> ■	TBC	TBC	<b>TBC</b>	TBC
Last Reported	N/A	1.9	1.9	
Benchmark	N/A	N/A	N/A	
<b>Current Quartile</b>	N/A	N/A	<b>N/A</b>	

The current estimate is based on unvalidated current data. This CAA indicator has a complex cumulative target measured by data collection. The 'last reported' figure is from Annual Performance Assessment Dataset (Final) (September 2008). Benchmarking and quartile information is not currently available for this indicator.

Unit: % • Polarity: Low • BFC Lead: Penny Reuter

**NI 65: Percentage of children becoming the subject of a  
Children Protection Plan for a second or subsequent time**



CAA Indicator (non-LAA)  
Department: SCL

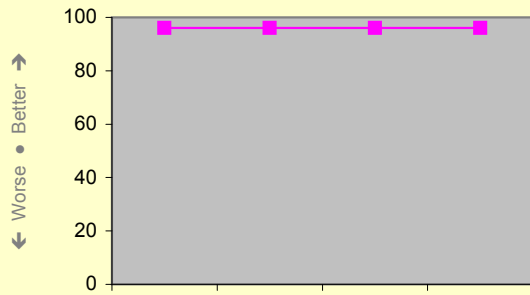
The cumulative YTD figure is 11.4% - this should decrease over the rest of the year. This indicator provides a cumulative result as at 31 March in any given year and is based on the number of children registered throughout the course of the whole year.

Year: 2008/09	Q1	Q2	Q3	Q4
<b>Current</b> ●	0	23.8	<b>0</b>	
<b>Local Target</b> ■	10	10	<b>10</b>	10
Last Reported	N/A	8.2	8.2	
Benchmark	N/A	N/A	N/A	
<b>Current Quartile</b>	N/A	N/A	<b>N/A</b>	

The current estimate is based on unvalidated current data. This CAA indicator has a complex cumulative target measured by data collection. The 'last reported' figure is from Annual Performance Assessment Dataset (Final) (September 2008). Benchmarking and quartile information is not currently available for this indicator.

Unit: % • Polarity: Low • BFC Lead: Penny Reuter

**NI 66: Looked after children cases which were reviewed within required timescales**



CAA Indicator (non-LAA)  
Department: SCL

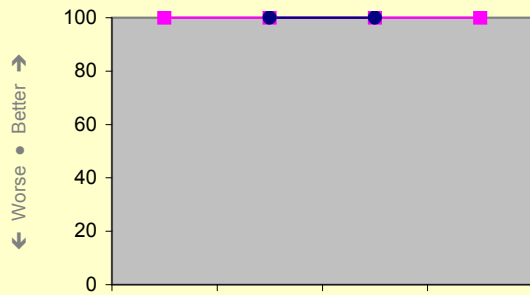
*The cumulative YTD outturn for this indicator is 92.3%. Results are not available on a quarterly basis. This indicator provides a snapshot for children looked after, as at 31 March in any given year, for all reviews throughout the 12 months. NB: 100% is not our target as reviews will be postponed if key people including the child/young person or carer are not available.*

Year: 2008/09	Q1	Q2	Q3	Q4
<b>Current</b> ●	N/A	N/A	N/A	
<b>Local Target</b> ■	96	96	96	96
Last Reported	N/A	96	96	
Benchmark	N/A	N/A	N/A	
<b>Current Quartile</b>	N/A	N/A	N/A	

No estimated outturn is currently available for this indicator. This CAA indicator has a complex cumulative target measured by data collection. The 'last reported' figure is from Annual Performance Assessment Dataset (Final) (September 2008). Benchmarking and quartile information is not currently available for this indicator.

Unit: % • Polarity: High • BFC Lead: Penny Reuter

**NI 67: Percentage of child protection cases which were reviewed within required timescales**



CAA Indicator (non-LAA)  
Department: SCL

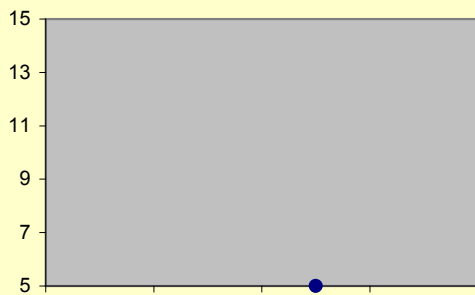
*All Child Protection Reviews have been held on time. This indicator provides a snapshot of data for children subject to Child Protection Plans, as at 31 March in any given year, and the timeliness of all their reviews held during the year.*

Year: 2008/09	Q1	Q2	Q3	Q4
<b>Current</b> ●	N/A	100	100	
<b>Local Target</b> ■	100	100	100	100
Last Reported	N/A	100	100	
Benchmark	N/A	N/A	N/A	
<b>Current Quartile</b>	N/A	N/A	N/A	

The current estimate is based on unvalidated current data. This CAA indicator has a complex cumulative target measured by data collection. The 'last reported' figure is from Annual Performance Assessment Dataset (Final) (September 2008). Benchmarking and quartile information is not currently available for this indicator.

Unit: % • Polarity: High • BFC Lead: Penny Reuter

**NI 71: Children who have run away from home/care overnight**



CAA Indicator (non-LAA)  
Department: SCL


*The technical definition of this indicator has only recently been made available. The outturn provided is based on a preliminary self-assessment in five discrete areas.*

Year: 2008/09	Q1	Q2	Q3	Q4
<b>Current</b> ●	N/A	N/A	5	
<b>Local Target</b> ■	TBC	TBC	TBC	TBC
Last Reported	N/A	N/A	N/A	
Benchmark	N/A	N/A	N/A	
<b>Current Quartile</b>	N/A	N/A	N/A	

The current estimate is based on a preliminary self-assessment. This CAA indicator has a snapshot target measured by self-assessment. No outturn for this indicator has yet been formally reported or published. Benchmarking and quartile information is not currently available.

Unit: Score (5-15) • Polarity: High • BFC Lead: Penny Reuter

**NI 76: Reduction in number of schools where fewer than 65% of pupils achieve level 4 or above in both English and Maths at KS2**



CAA Indicator (non-LAA)  
Department: SCL


*Contrary to its title, this indicator measures not the reduction but simply the number of relevant schools in the Borough.*

Year: 2008/09	Q1	Q2	Q3	Q4
<b>Current</b> ●	N/A	N/A	<b>3</b>	
<b>Local Target</b> ■	TBC	TBC	<b>TBC</b>	TBC
Last Reported	N/A	0	0	
Benchmark	N/A	N/A	N/A	
<b>Current Quartile</b>	N/A	N/A	<b>N/A</b>	

The current estimate is based on unvalidated current data. This CAA indicator has a complex cumulative target measured by data collection. The 'last reported' figure is from DCSF (July 2007). Benchmarking and quartile information is not currently available for this indicator.

Unit: Number of schools • Polarity: Low • BFC Lead: Bob Welch

**NI 77: Reduction in number of schools where fewer than 50% of pupils achieve level 5 or above in both English and Maths at KS3**



CAA Indicator (non-LAA)  
Department: SCL


*Contrary to its title, this indicator measures not the reduction but simply the number of relevant schools in the Borough. Following the DCSF's announcement in October that KS3 testing is to be scrapped, this indicator is scheduled for imminent deletion from the National Indicator set.*

Year: 2008/09	Q1	Q2	Q3	Q4
<b>Current</b> ●	N/A	N/A	<b>0</b>	
<b>Local Target</b> ■	TBC	TBC	<b>TBC</b>	TBC
Last Reported	N/A	0	0	
Benchmark	N/A	N/A	N/A	
<b>Current Quartile</b>	N/A	N/A	<b>N/A</b>	

The current estimate is based on unvalidated current data. This CAA indicator has a complex cumulative target measured by data collection. The 'last reported' figure is from DCSF (July 2007). Benchmarking and quartile information is not currently available for this indicator.

Unit: Number of schools • Polarity: Low • BFC Lead: Bob Welch

**NI 78: Reduction in number of schools where fewer than 30% of pupils achieve five or more A\*-C grades at GCSE and equivalent including GCSEs in English and Maths**



CAA Indicator (non-LAA)  
Department: SCL


*Contrary to its title, this indicator measures not the reduction but simply the number of relevant schools in the Borough. KS4 performance tables have been published and the outturn is zero, based on provisional GCSE results.*

Year: 2008/09	Q1	Q2	Q3	Q4
<b>Current</b> ●	N/A	N/A	<b>0</b>	
<b>Local Target</b> ■	TBC	TBC	<b>TBC</b>	TBC
Last Reported	N/A	0	0	
Benchmark	N/A	N/A	N/A	
<b>Current Quartile</b>	N/A	N/A	<b>N/A</b>	

The current estimate is based on unvalidated current data. This CAA indicator has a complex cumulative target measured by data collection. The 'last reported' figure is from DCSF (July 2007). Benchmarking and quartile information is not currently available for this indicator.

Unit: Number of schools • Polarity: Low • BFC Lead: Bob Welch

### NI 79: Achievement of a Level 2 qualification by the age of 19



CAA Indicator (non-LAA)  
Department: SCL


*Data for this indicator is provided by DCSF on an annual basis. The current figure is from March 2008.*

Year: 2008/09	Q1	Q2	Q3	Q4
<b>Current</b> ●	N/A	N/A	<b>76.4</b>	
<b>Local Target</b> ■	[annual]	[annual]	<b>TBC</b>	[annual]
Last Reported	N/A	N/A	76.4	
Benchmark	N/A	N/A	N/A	
<b>Current Quartile</b>	N/A	N/A	<b>N/A</b>	

The current estimate is based on unvalidated current data. This CAA indicator has a complex cumulative target measured by data collection. The 'last reported' figure is from N/A (.). Benchmarking and quartile information is not currently available for this indicator.

Unit: % ● Polarity: High ● BFC Lead: Bob Welch

### NI 80: Achievement of a Level 3 qualification by the age of 19



CAA Indicator (non-LAA)  
Department: SCL


*Data for this indicator is provided by DCSF on an annual basis. The current figure is from March 2008.*

Year: 2008/09	Q1	Q2	Q3	Q4
<b>Current</b> ●	N/A	N/A	<b>54</b>	
<b>Local Target</b> ■	[annual]	[annual]	<b>TBC</b>	[annual]
Last Reported	N/A	N/A	54	
Benchmark	N/A	N/A	N/A	
<b>Current Quartile</b>	N/A	N/A	<b>N/A</b>	

The current estimate is based on unvalidated current data. This CAA indicator has a complex cumulative target measured by data collection. No outturn for this indicator has yet been formally reported or published. Benchmarking and quartile information is not currently available for this indicator.

Unit: % ● Polarity: High ● BFC Lead: Bob Welch

### NI 81: Inequality gap in the achievement of a Level 3 qualification by the age of 19



CAA Indicator (non-LAA)  
Department: SCL

*No outturn is currently available for this indicator.*

Year: 2008/09	Q1	Q2	Q3	Q4
<b>Current</b> ●	N/A	N/A	<b>N/A</b>	
<b>Local Target</b> ■	TBC	TBC	<b>TBC</b>	TBC
Last Reported	N/A	N/A	N/A	
Benchmark	N/A	N/A	N/A	
<b>Current Quartile</b>	N/A	N/A	<b>N/A</b>	

No estimated outturn is currently available for this indicator. This CAA indicator has a complex cumulative target measured by data collection. No outturn for this indicator has yet been formally reported or published. Benchmarking and quartile information is not currently available for this indicator.

Unit: % ● Polarity: Low ● BFC Lead: Bob Welch



**NI 82: Inequality gap in the achievement of a Level 2 qualification by the age of 19**



CAA Indicator (non-LAA)  
Department: SCL

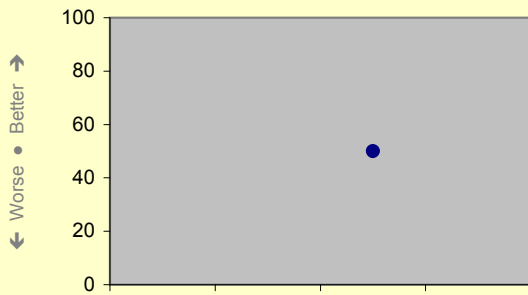
*No outturn is currently available for this indicator*

Year: 2008/09	Q1	Q2	Q3	Q4
<b>Current</b> ●	N/A	N/A	<b>N/A</b>	
<b>Local Target</b> ■	TBC	TBC	<b>TBC</b>	TBC
Last Reported	N/A	N/A	N/A	
Benchmark	N/A	N/A	N/A	
<b>Current Quartile</b>	N/A	N/A	<b>N/A</b>	

No estimated outturn is currently available for this indicator. This CAA indicator has a complex cumulative target measured by data collection. No outturn for this indicator has yet been formally reported or published. Benchmarking and quartile information is not currently available for this indicator.

Unit: % ● Polarity: Low ● BFC Lead: Bob Welch

**NI 84: Achievement of 2 or more A\*-C grades in Science GCSEs or equivalent**



CAA Indicator (non-LAA)  
Department: SCL

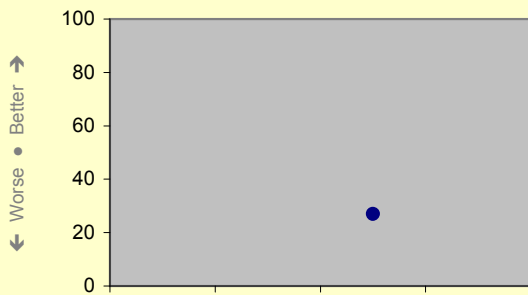
*This validated figure appears in the annual attainment and achievement tables published by DCSF.*

Year: 2008/09	Q1	Q2	Q3	Q4
<b>Current</b> ●	N/A	N/A	<b>50.0</b>	
<b>Local Target</b> ■	[annual]	[annual]	<b>TBC</b>	[annual]
Last Reported	N/A	N/A	50.0	
Benchmark	N/A	N/A	N/A	
<b>Current Quartile</b>	N/A	N/A	<b>N/A</b>	

The current figure uses validated final data. This CAA indicator has a complex cumulative target measured by data collection. The 'last reported' figure is from DCSF (February 2009). Benchmarking and quartile information is not currently available for this indicator.

Unit: % ● Polarity: High ● BFC Lead: Bob Welch

**NI 85.1: Post-16 participation in physical sciences (A Level Physics, Chemistry and Maths): (1) Physics**



CAA Indicator (non-LAA)  
Department: SCL

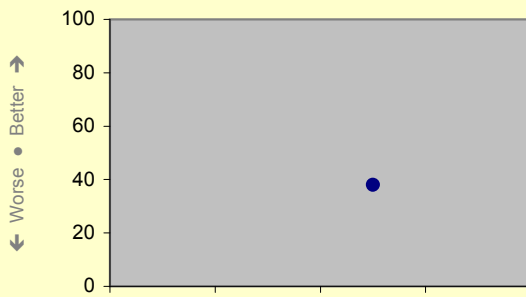
*The indicator measures the absolute number of entries to A-level Physics exams in the year.*

Year: 2008/09	Q1	Q2	Q3	Q4
<b>Current</b> ●	N/A	N/A	<b>27</b>	
<b>Local Target</b> ■	[annual]	[annual]	<b>TBC</b>	[annual]
Last Reported	N/A	N/A	N/A	
Benchmark	N/A	N/A	N/A	
<b>Current Quartile</b>	N/A	N/A	<b>N/A</b>	

No estimated outturn is currently available for this indicator. This CAA indicator has a complex cumulative target measured by data collection. No outturn for this indicator has yet been formally reported or published. Benchmarking and quartile information is not currently available for this indicator.

Unit: Number of students ● Polarity: High ● BFC Lead: Bob Welch

**NI 85.2: Post-16 participation in physical sciences (A Level Physics, Chemistry and Maths):  
(2) Chemistry**



CAA Indicator (non-LAA)  
Department: SCL

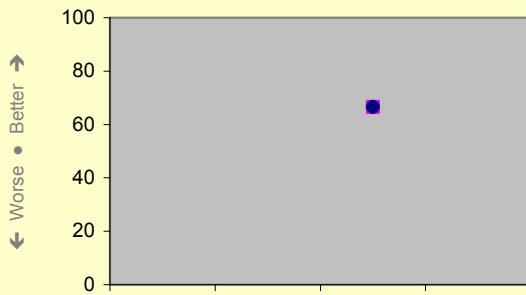
*The indicator measures the absolute number of entries to A-level Chemistry exams in the year.*

Year: 2008/09	Q1	Q2	Q3	Q4
<b>Current</b> ●	N/A	N/A	<b>38</b>	
<b>Local Target</b> ■	[annual]	[annual]	<b>TBC</b>	[annual]
Last Reported	N/A	N/A	N/A	
Benchmark	N/A	N/A	N/A	
<b>Current Quartile</b>	N/A	N/A	<b>N/A</b>	

No estimated outturn is currently available for this indicator. This CAA indicator has a complex cumulative target measured by data collection. No outturn for this indicator has yet been formally reported or published. Benchmarking and quartile information is not currently available for this indicator.

Unit: Number of students ● Polarity: High ● BFC Lead: Bob Welch

**NI 86: Secondary schools judged as having good or outstanding standards of behaviour**



CAA Indicator (non-LAA)  
Department: SCL

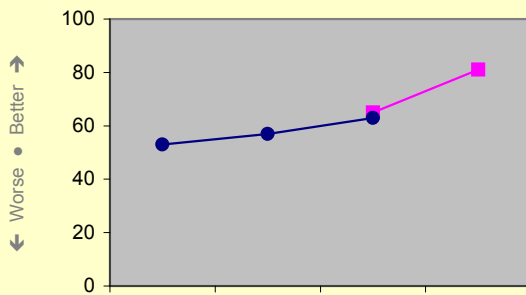
*Four of the six secondary schools in the Borough have been judged to have outstanding or good behaviour.*

Year: 2008/09	Q1	Q2	Q3	Q4
<b>Current</b> ●	N/A	N/A	<b>66.6</b>	
<b>Local Target</b> ■	[annual]	[annual]	<b>66.6</b>	[annual]
Last Reported	N/A	66.6	66.6	
Benchmark	N/A	N/A	N/A	
<b>Current Quartile</b>	N/A	N/A	<b>N/A</b>	

The current figure uses validated final data. This CAA indicator has a snapshot target measured by formal inspection. The 'last reported' figure is from OfSTED (May 2008). Benchmarking and quartile information is not currently available for this indicator.

Unit: % ● Polarity: High ● BFC Lead: Bob Welch

**NI 88: Percentage of schools providing access to extended services**



CAA Indicator (non-LAA)  
Department: SCL

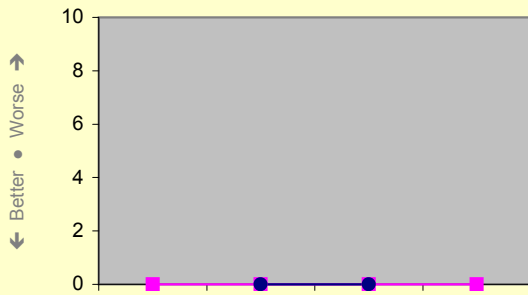
*The target for quarter 3 was just missed but remedial action has been taken and we are on course to meet target at year end. To meet the target, schools must demonstrate that they meet all five elements of the core offer for Extended Services.*

Year: 2008/09	Q1	Q2	Q3	Q4
<b>Current</b> ●	53	57	<b>63</b>	
<b>Local Target</b> ■	N/A	N/A	<b>65</b>	81
Last Reported	N/A	57	57	
Benchmark	N/A	N/A	N/A	
<b>Current Quartile</b>	N/A	N/A	<b>N/A</b>	

The current figure uses validated final data. This CAA indicator has a complex cumulative target measured by data collection. No outturn for this indicator has yet been formally reported or published. Benchmarking and quartile information is not currently available for this indicator.

Unit: % ● Polarity: High ● BFC Lead: Graham Symonds

**NI 89.1: Reduction in number of schools judged as requiring special measures and improvement in time taken to come out of the category: (a) total number of schools in special measures**



Year: 2008/09	Q1	Q2	Q3	Q4
<b>Current</b> ●	N/A	0	0	
<b>Local Target</b> ■	0	0	0	0
Last Reported	N/A	0	0	
Benchmark	N/A	N/A	N/A	
<b>Current Quartile</b>	N/A	N/A	N/A	


CAA Indicator (non-LAA)  
Department: SCL

There are no schools in the borough judged as requiring special measures.

The current figure uses validated final data. This CAA indicator has a cumulative target measured by data collection. The 'last reported' figure is from OfSTED (October 2008). Benchmarking and quartile information is not currently available for this indicator.

Unit: Number • Polarity: Low • BFC Lead: Bob Welch

**NI 89.2: Reduction in number of schools judged as requiring special measures and improvement in time taken to come out of the category: (b) average time spent by schools in special measures**



Year: 2008/09	Q1	Q2	Q3	Q4
<b>Current</b> ●	N/A	0	0	
<b>Local Target</b> ■	0	0	0	0
Last Reported	N/A	0	0	
Benchmark	N/A	N/A	N/A	
<b>Current Quartile</b>	N/A	N/A	N/A	


CAA Indicator (non-LAA)  
Department: SCL

There are no schools in the borough judged as requiring special measures.

The current figure uses validated final data. This CAA indicator has a complex cumulative target measured by data collection. The 'last reported' figure is from OfSTED (October 2008). Benchmarking and quartile information is not currently available for this indicator.

Unit: Number • Polarity: Low • BFC Lead: Bob Welch

**NI 91: Participation of 17 year-olds in education or training**



Year: 2008/09	Q1	Q2	Q3	Q4
<b>Current</b> ●	N/A	N/A	N/A	
<b>Local Target</b> ■	TBC	TBC	TBC	TBC
Last Reported	N/A	N/A	N/A	
Benchmark	N/A	N/A	N/A	
<b>Current Quartile</b>	N/A	N/A	N/A	


CAA Indicator (non-LAA)  
Department: SCL

This indicator is calculated by the DCSF and is not dependent on local data. However, Connexions reports that 74 seventeen-year-olds were NEET in December 2008.

No estimated outturn is currently available for this indicator. This CAA indicator has a cumulative target measured by data collection. No outturn for this indicator has yet been formally reported or published. Benchmarking and quartile information is not currently available for this indicator.

Unit: % • Polarity: High • BFC Lead: Martin Surrell

**NI 102.1: Achievement gap between pupils eligible for free school meals and their peers achieving the expected level at Key Stages 2 and 4: (1) Key Stage 2**



CAA Indicator (non-LAA)  
Department: SCL


*This data remains provisional, but indicates a 1% narrowing of the gap between achievement of pupils entitled to FSM and Non-FSM in 2007 and 2008.*

Year: 2008/09	Q1	Q2	Q3	Q4
<b>Current</b> ●	N/A	N/A	<b>24.9</b>	
<b>Local Target</b> ■	TBC	TBC	<b>TBC</b>	TBC
Last Reported	N/A	N/A	26	
Benchmark	N/A	N/A	N/A	
<b>Current Quartile</b>	N/A	N/A	<b>N/A</b>	

The current estimate is based on unvalidated current data. This CAA indicator has a complex cumulative target measured by data collection. The 'last reported' figure is from DCSF reported 2007 results in Dec 2008 (December 2008). Benchmarking and quartile information is not currently available for this indicator.

Unit: Number (% points) • Polarity: Low • BFC Lead: Bob Welch

**NI 102.2: Achievement gap between pupils eligible for free school meals and their peers achieving the expected level at Key Stages 2 and 4: (2) Key Stage 4**



CAA Indicator (non-LAA)  
Department: SCL

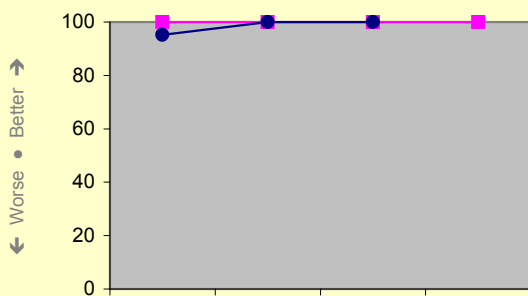
*This data remains provisional, but indicates a 1% narrowing of the gap between achievement of pupils entitled to FSM and Non-FSM in 2007 and 2008.*

Year: 2008/09	Q1	Q2	Q3	Q4
<b>Current</b> ●	N/A	N/A	<b>28</b>	
<b>Local Target</b> ■	TBC	TBC	<b>TBC</b>	TBC
Last Reported	N/A	N/A	N/A	
Benchmark	N/A	N/A	N/A	
<b>Current Quartile</b>	N/A	N/A	<b>N/A</b>	

The current estimate is based on unvalidated current data. This CAA indicator has a complex cumulative target measured by data collection. No outturn for this indicator has yet been formally reported or published. Benchmarking and quartile information is not currently available for this indicator.

Unit: Number (% points) • Polarity: Low • BFC Lead: Bob Welch

**NI 103.1: SEN statements issued within 26 weeks: (a) Percentage of final SEN statements issued within 26 weeks, excluding exception cases, as a proportion of all statements issued in the year**



CAA Indicator (non-LAA)  
Department: SCL

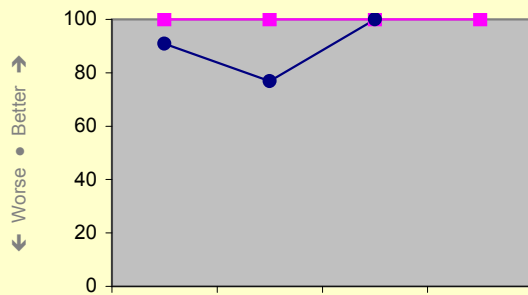
*Cumulative to date figure is 98.4% - one statement was one day over the 26 weeks limit.*

Year: 2008/09	Q1	Q2	Q3	Q4
<b>Current</b> ●	95.2	100	<b>100</b>	
<b>Local Target</b> ■	100	100	<b>100</b>	100
Last Reported	N/A	N/A	N/A	
Benchmark	N/A	N/A	N/A	
<b>Current Quartile</b>	N/A	N/A	<b>N/A</b>	

The current estimate is based on unvalidated current data. This CAA indicator has a complex cumulative target measured by data collection. No outturn for this indicator has yet been formally reported or published. Benchmarking and quartile information is not currently available for this indicator.

Unit: % • Polarity: High • BFC Lead: Simon McKenzie

**NI 103.2: SEN statements issued within 26 weeks: (b) Percentage of final SEN statements issued within 26 weeks as a proportion of all such statements issued in the year**



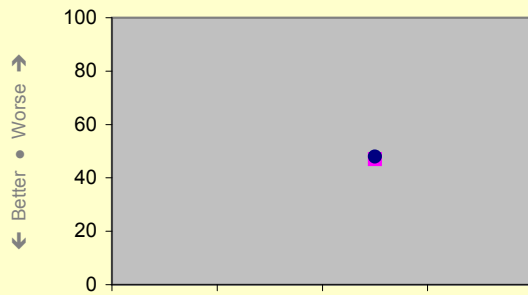
CAA Indicator (non-LAA)  
Department: SCL

*Quarter 1 achieved 90.9%; Quarter 2 achieved 76.9%. During previous quarters, four statements with exception were not issued within 26 weeks; three related primarily to parents requesting additional time to consider the school they wished to name and then was delayed due to further assessment being required by CAMHS along with a delay in parents naming a school.*

The current estimate is based on unvalidated current data. This CAA indicator has a complex cumulative target measured by data collection. No outturn for this indicator has yet been formally reported or published. Benchmarking and quartile information is not currently available for this indicator.

Unit: % • Polarity: High • BFC Lead: Simon McKenzie

**NI 104: The Special Educational Needs (SEN)/non-SEN gap: achieving Key Stage 2 English and Maths threshold**



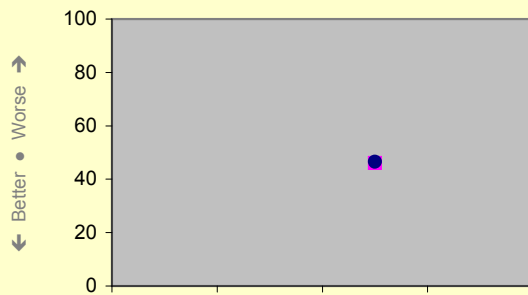
CAA Indicator (non-LAA)  
Department: SCL

*Data is currently unvalidated. National Strategies have produced provisional data for academic year 2007/08 (48%) which is currently being validated.*

The current estimate is based on unvalidated data. This CAA indicator has a complex cumulative target measured by data collection. No outturn for this indicator has yet been formally reported or published. Benchmarking and quartile information is not currently available for this indicator.

Unit: Number (% points) • Polarity: Low • BFC Lead: Simon McKenzie

**NI 105: The Special Educational Needs (SEN)/non-SEN gap: achieving five A\*-C GCSEs including English and Maths**



CAA Indicator (non-LAA)  
Department: SCL

*Data is currently unvalidated. National Strategies have produced provisional data for academic year 2007/08 (46.5%) which is currently being validated.*

The current estimate is based on unvalidated data. This CAA indicator has a complex cumulative target measured by data collection. No outturn for this indicator has yet been formally reported or published. Benchmarking and quartile information is not currently available for this indicator.

Unit: Number (% points) • Polarity: Low • BFC Lead: Simon McKenzie

**NI 106: Young people from low income backgrounds progressing to higher education**



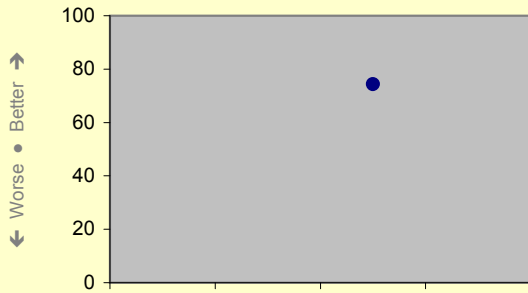
CAA Indicator (non-LAA)  
Department: SCL

*No outturn is currently available for this indicator.*

Year: 2008/09	Q1	Q2	Q3	Q4
<b>Current</b>	N/A			
<b>Local Target</b>	TBC	TBC	TBC	TBC
Last Reported	N/A			
Benchmark	N/A			
<b>Current Quartile</b>	N/A			

Unit: Number (% points) • Polarity: Low • BFC Lead: TBC

**NI 107: Key Stage 2 attainment for Black and minority ethnic groups**



CAA Indicator (non-LAA)  
Department: SCL

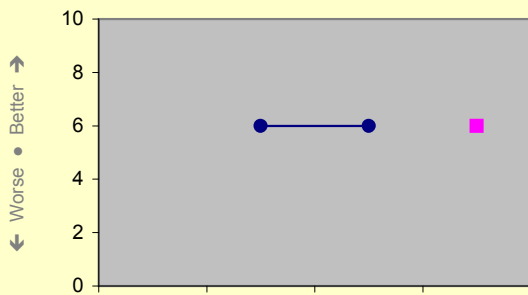
*The only BME group with 30 or more pupils is 'Any Other White Background' (WOTH).*

Year: 2008/09	Q1	Q2	Q3	Q4
<b>Current</b>	N/A	N/A	74.4	
<b>Local Target</b>	[annual]	[annual]	TBC	[annual]
Last Reported	N/A	N/A	N/A	
Benchmark	N/A	N/A	N/A	
<b>Current Quartile</b>	N/A	N/A	N/A	

The current estimate is based on unvalidated current data. This CAA indicator has a complex cumulative target measured by data collection. No outturn for this indicator has yet been formally reported or published. Benchmarking and quartile information is not currently available for this indicator.

Unit: % • Polarity: High • BFC Lead: Bob Welch

**NI 109: Delivery of Sure Start Children's Centres**



CAA Indicator (non-LAA)  
Department: SCL

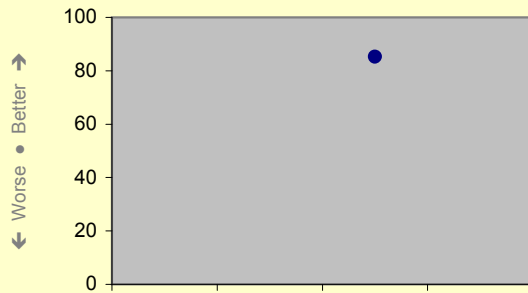
*Good progress. The Authority was required to deliver six Children's Centres in Phase 2 of the programme which ended in March 2008. All six were designated by the DCSF as meeting the criteria well in advance of this. Phase 3 requires the delivery of two more Children's Centres by March 2010.*

Year: 2008/09	Q1	Q2	Q3	Q4
<b>Current</b>	N/A	6	6	
<b>Local Target</b>	[annual]	[annual]	[annual]	6
Last Reported	N/A	N/A	6	
Benchmark	N/A	N/A	N/A	
<b>Current Quartile</b>	N/A	N/A	N/A	

The current figure uses validated final data. This CAA indicator has a complex cumulative target measured by data collection. No outturn for this indicator has yet been formally reported or published. Benchmarking and quartile information is not currently available for this indicator.

Unit: % • Polarity: High • BFC Lead: Karen Frost

### NI 110: Young people's participation in positive activities



CAA Indicator (non-LAA)  
Department: SCL

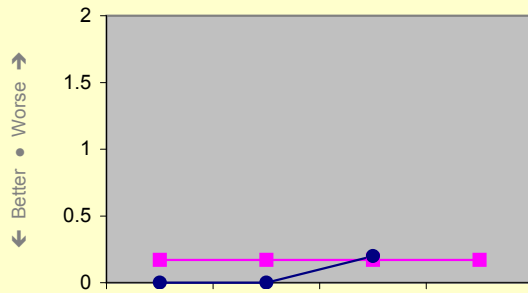
*This is the outcome of the TellUs 3 survey, and it is the first time this data has been reported. The England average is 69.5% and the average of Bracknell Forest and its statistical neighbours is 74.6%. This represents excellent performance by Bracknell.*

Year: 2008/09	Q1	Q2	Q3	Q4
<b>Current</b> ●	N/A	N/A	<b>85.2</b>	
<b>Local Target</b> ■	TBC	TBC	<b>TBC</b>	TBC
Last Reported	N/A	N/A	N/A	
Benchmark	N/A	N/A	N/A	
<b>Current Quartile</b>	N/A	N/A	<b>Best</b>	

The current figure uses validated final data. This CAA indicator has a snapshot target measured by survey. No outturn for this indicator has yet been formally reported or published. Quartile information is from the complete TellUs 3 dataset for England.

Unit: % • Polarity: High • BFC Lead: Don McLaren

### NI 114: Rate of permanent exclusions from school



CAA Indicator (non-LAA)  
Department: SCL


*Data combines exclusions from secondary schools (28 in 2007/08), primary schools (1 in 2007/08) and special schools (0 in 2007/08). Quarter 3 saw seven permanent exclusions from secondary schools and none from primary or special schools. Cumulatives for this school year are seven permanent exclusions from secondary schools and none from primary or special schools.*

Year: 2008/09	Q1	Q2	Q3	Q4
<b>Current</b> ●	0	0	<b>0.2</b>	
<b>Local Target</b> ■	0.17	0.17	<b>0.17</b>	0.17
Last Reported	N/A	N/A	N/A	
Benchmark	N/A	N/A	N/A	
<b>Current Quartile</b>	N/A	N/A	<b>N/A</b>	

The current estimate is based on latest available data which relates to an earlier period. This CAA indicator has a complex cumulative target measured by data collection. No outturn for this indicator has yet been formally reported or published. Benchmarking and quartile information is not currently available for this indicator.

Unit: % • Polarity: Low • BFC Lead: Gloria King

### NI 115: Substance misuse by young people



CAA Indicator (non-LAA)  
Department: SCL


*This is the outcome of the TellUs 3 survey and the first time this indicator has been reported. The average for England is 10.9% and the average for Bracknell Forest and its statistical neighbours is 10.9%. This represents very good performance.*

Year: 2008/09	Q1	Q2	Q3	Q4
<b>Current</b> ●	N/A	N/A	<b>4.5</b>	
<b>Local Target</b> ■	TBC	TBC	<b>TBC</b>	TBC
Last Reported	N/A	N/A	4.5	
Benchmark	N/A	N/A	N/A	
<b>Current Quartile</b>	N/A	N/A	<b>N/A</b>	

The current figure uses validated final data. This CAA indicator has a snapshot target measured by survey. The 'last reported' figure is from TellUs 3 (2008). Benchmarking and quartile information is not currently available for this indicator.

Unit: % • Polarity: Low • BFC Lead: Jillian Hunt

### NI 116: Proportion of children in poverty



CAA Indicator (non-LAA)  
Department: SCL


*This is a new indicator for which data will be sourced and reported by DWP from national statistics not collated by local authorities. It is an annually reported indicator, with the first year's data being expected during April 2009; however, it is not certain at this stage which year this data will relate to. Once this baseline data becomes available, we will be able to set targets.*

Year: 2008/09	Q1	Q2	Q3	Q4
<b>Current</b> ●	N/A	N/A	N/A	
<b>Local Target</b> ■	[annual]	[annual]	[annual]	TBC
Last Reported	N/A	N/A	N/A	
Benchmark	N/A	N/A	N/A	
<b>Current Quartile</b>	N/A	N/A	N/A	

No estimated outturn is currently available for this indicator. This CAA indicator has a complex snapshot target measured by data snapshot. No outturn for this indicator has yet been formally reported or published. Benchmarking and quartile information is not currently available for this indicator.

Unit: % • Polarity: Low • BFC Lead: Martin Gocke

### NI 118: Take up of formal childcare by low-income working families



CAA Indicator (non-LAA)  
Department: SCL


*This is a new indicator for which data will be sourced and reported by HMRC from national statistics not collated by local authorities. It is an annually reported indicator, with the first year's data being expected during April 2009; however, it is not certain at this stage which year this data will relate to. Once this baseline data becomes available, we will be able to set targets.*

Year: 2008/09	Q1	Q2	Q3	Q4
<b>Current</b> ●	N/A	N/A	N/A	
<b>Local Target</b> ■	[annual]	[annual]	[annual]	TBC
Last Reported	N/A	N/A	N/A	
Benchmark	N/A	N/A	N/A	
<b>Current Quartile</b>	N/A	N/A	N/A	

No estimated outturn is currently available for this indicator. This CAA indicator has a complex cumulative target measured by data collection. No outturn for this indicator has yet been formally reported or published. Benchmarking and quartile information is not currently available for this indicator.

Unit: % • Polarity: High • BFC Lead: Martin Gocke

### NI 126: Early access for women to maternity services



CAA Indicator (non-LAA)  
Department: SCL

*Discussions between BFC and BEPCT are still underway regarding how PCT data can best be reported in Bracknell Forest (Council and Partnership) performance reports.*

Year: 2008/09	Q1	Q2	Q3	Q4
<b>Current</b> ●	N/A			
<b>Local Target</b> ■	TBC	TBC	TBC	TBC
Last Reported	N/A			
Benchmark	N/A			
<b>Current Quartile</b>	N/A			

Unit: % • Polarity: High • BFC Lead: Belinda Clack



**NI 199: Children and young people's satisfaction with parks and play areas**



CAA Indicator (non-LAA)  
Department: ECC

*The final technical definition of this indicator has not yet been published by the Department of Communities and Local Government (CLG). It is thus not yet clear where data will be sourced from (whether from local authorities or from a central government department or agency), or how frequently data will be available.*


Year: 2008/09	Q1	Q2	Q3	Q4
<b>Current</b> ●	N/A	N/A	N/A	
<b>Local Target</b> ■	TBC	TBC	TBC	TBC
Last Reported	N/A	N/A	N/A	
Benchmark	N/A	N/A	N/A	
<b>Current Quartile</b>	N/A	N/A	N/A	

Unit: TBC ● Polarity: TBC ● BFC Lead: TBC (interim: TBC)

**Sustainable Community Strategy Priority 1c:  
Supporting the Older Generation**

**CAA INDICATORS FOR PRIORITY 1C**

**NI 125: Achieving independence for older people through rehabilitation/intermediate care**



CAA Indicator (non-LAA)  
Department: SCL

*Discharges are being processed and followed up by the Community Response and Reablement team following a number of new initiatives embarked upon in line with the requirements of this indicator. Data is expected for year end.*

Year: 2008/09	Q1	Q2	Q3	Q4
<b>Current</b> ●	N/A	N/A	N/A	
<b>Local Target</b> ■	[annual]	[annual]	[annual]	TBC
Last Reported	N/A	N/A	N/A	
Benchmark	N/A	N/A	N/A	
<b>Current Quartile</b>	N/A	N/A	N/A	

No estimated outcome is currently available for this indicator. This CAA indicator has a complex cumulative target measured by data collection. No outcome for this indicator has yet been formally reported or published. Benchmarking and quartile information is not currently available for this indicator.

Unit: % ● Polarity: High ● BFC Lead: Joan Gittins

**NI 137: Healthy life expectancy at age 65**



CAA Indicator (non-LAA)  
Department: SCL

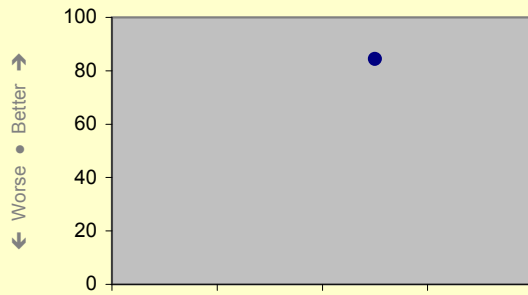
*The introduction of this indicator has been deferred by central government following amendments to the proposed methodology. Measurement of this indicator is likely to commence in 2009/10.*

Year: 2008/09	Q1	Q2	Q3	Q4
<b>Current</b> ●	N/A	N/A	N/A	
<b>Local Target</b> ■	[annual]	[annual]	TBC	[annual]
Last Reported	N/A	N/A	N/A	
Benchmark	N/A	N/A	N/A	
<b>Current Quartile</b>	N/A	N/A	N/A	

No estimated outcome is currently available for this indicator. This CAA indicator has a snapshot target measured by survey. No outcome for this indicator has yet been formally reported or published. Benchmarking and quartile information is not currently available for this indicator.

Unit: Number ● Polarity: High ● BFC Lead: Mira Haynes

**NI 138: Satisfaction of people over 65 with both home and neighbourhood**



CAA Indicator (non-LAA)  
Department: CXO

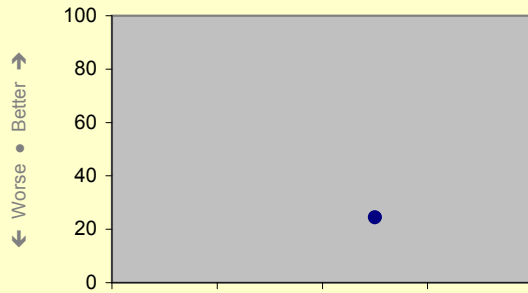
*The outturn cited is early, unconfirmed weighted data from the 2008 Place Survey. The outturn will be confirmed, and some more context provided, in Quarter 4 reports.*

Year: 2008/09	Q1	Q2	Q3	Q4
<b>Current</b> ●	N/A	N/A	<b>84.4</b>	
<b>Local Target</b> ■	[annual]	[annual]	<b>TBC</b>	[annual]
Last Reported	N/A	N/A	N/A	
Benchmark	N/A	N/A	N/A	
<b>Current Quartile</b>	N/A	N/A	<b>N/A</b>	

The current estimate is based on unvalidated current data. This CAA indicator has a snapshot target measured by survey. No outturn for this indicator has yet been formally reported or published. Benchmarking and quartile information is not currently available for this indicator.

Unit: TBC ● Polarity: High ● BFC Lead: Victor Nicholls

**NI 139: The extent to which older people receive the support they need to live independently at home**



CAA Indicator (non-LAA)  
Department: SCL

*The outturn cited is early, unconfirmed weighted data from the 2008 Place Survey. The outturn will be confirmed, and some more context provided, in Quarter 4 reports.*

Year: 2008/09	Q1	Q2	Q3	Q4
<b>Current</b> ●	N/A	N/A	<b>24.5</b>	
<b>Local Target</b> ■	[annual]	[annual]	<b>TBC</b>	[annual]
Last Reported	N/A	N/A	N/A	
Benchmark	N/A	N/A	N/A	
<b>Current Quartile</b>	N/A	N/A	<b>N/A</b>	

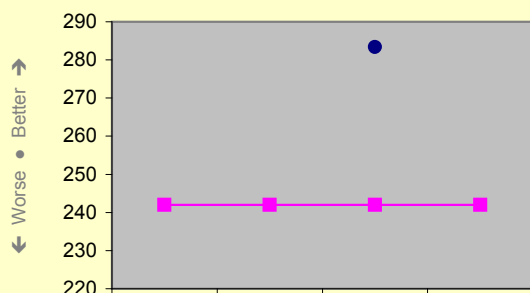
The current estimate is based on unvalidated current data. This CAA indicator has a snapshot target measured by survey. No outturn for this indicator has yet been formally reported or published. Benchmarking and quartile information is not currently available for this indicator.

Unit: TBC ● Polarity: High ● BFC Lead: Mira Haynes

Sustainable Community Strategy Priority 1d:  
People who Require Additional Support

LAA INDICATORS FOR PRIORITY 1D

NI 130: Social Care clients receiving  
Self Directed Support per 100,000 population



LAA INDICATOR (Designated)

Department: SCL

Figures include self directed support clients from the Learning Disabilities team and represent performance above target.

Year: 2008/09	Q1	Q2	Q3	Q4
<b>Current</b>	N/A	N/A	<b>283.4</b>	
<b>LAA Target</b>	242	242	<b>242</b>	242
Last Reported	N/A	N/A	N/A	
Benchmark	N/A	N/A	N/A	
<b>Current Quartile</b>	N/A	N/A	<b>N/A</b>	

The current estimate is based on unvalidated current data. This LAA (Designated) indicator has a complex cumulative target measured by data collection. No outturn for this indicator has yet been formally reported or published. Benchmarking and quartile information is not currently available for this indicator.

Unit: Rate • Polarity: High • BFC Lead: Zoe Johnstone

Action Plan for NI 130

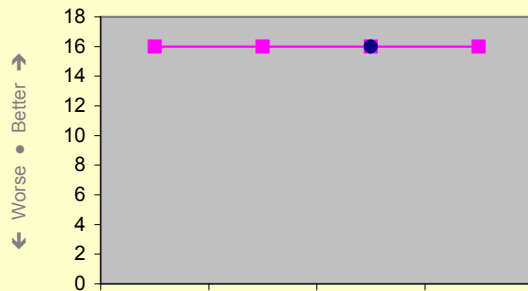
		Due Date	Owner	Comments
BFC X130.1	Continue implementation of In Control – Adults with Learning Disabilities. Expected increase approximately three people per month.	Ongoing	SCL	✓ More people are in receipt of an in-control agreement with their individual budgets. However, the continuing implementation is now superseded by the TASC development work towards rolling out individual budgets for all client groups. Department of Health notified of current position in East Berkshire. Agreement planned for end of January to enable paper to Council Executive in March. Guidance is being re-issued on properties.
BFC X130.2	Develop TASC pilot, for implementation in Spring/Summer 2009.	Aug 2009	SCL	✓ On target.
BFC X130.3	Develop services to support people to use a Direct Payment to employ PAs.	Oct 2009	SCL	✓ On target.
BFC X130.4	Continue to develop community-based options for people (community capacity building) as identified in commissioning plans and purchasing plans.	Dec 2008	SCL	✓ Achieved, but work ongoing.
BFC X130.5	Reprovision of S28a homes. Adults with Learning Disability - 70 people.	Mar 2009	SCL	✓ Department of Health notified of current position in East Berkshire. Agreement planned for end of January to enable paper to Council Executive in March. Guidance is being re-issued on properties.
BFC X130.6	Approve and implement revised Direct Payment policy and procedures.	Ongoing	SCL	✓ Latest amendments agreed in December 2008.

Operational Risks to NI 130

		Owner	Progress on Mitigation Actions
BFC X130.1	Risks associated with the LD Transfer of Resources, specifically delays in making decisions regarding the future options of the properties (NI 130 and 136). Mitigation: Paper prepared to seek BFC support. Start work with properties not affected.	SCL	Department of Health notified of current position in East Berkshire. Agreement planned for end of January to enable paper to Council Executive in March. Guidance is being re-issued on properties. Revised/New Risk: None.

BFC X130.2	Delays to TASC pilot – capacity issues (NI 130 and 136). Mitigation: Risks to capacity issues have been identified, and a strategy has been developed for addressing them.	SCL	Nothing to add – work is progressing according to time line. Revised/New Risk: None.
BFC X130.3	Delays to development of RAS (NI 130 and 136). Mitigation: Outline project plan incorporates “slack” to allow for this.	SCL	Nothing to add – work is progressing according to time line. Revised/New Risk: None.

**NI 135: Carers receiving needs assessment or review and a specific carer's service, or advice and information**



**LAA INDICATOR (Designated)**

Department: SCL

*Data collected through Bracknell's own systems and from partner data. Early monitoring of this indicator suggests that targets will be met and further work has started with the carers and joint assessments initiatives.*

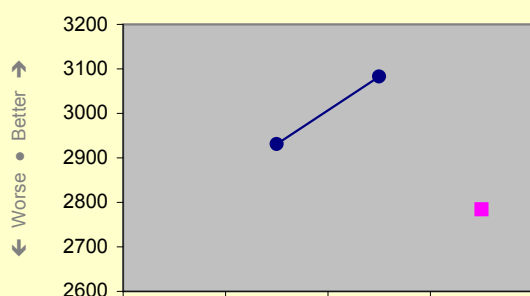
The current estimate is based on unvalidated current data. This LAA (Designated) indicator has a complex cumulative target measured by data collection. No outturn for this indicator has yet been formally reported or published. Benchmarking and quartile information is not currently available for this indicator.

Unit: % • Polarity: High • BFC Lead: Mira Haynes

<b>Action Plan for NI 135</b>		<b>Due Date</b>	<b>Owner</b>	<b>Comments</b>
BFC X135.1	Update Carers Strategy to include the promotion of assessment and improving information and advice to carers.	Nov 2008	SCL	✓ <i>Achieved and links to SCL OSP work.</i>
BFC X135.2	Work with the voluntary sector and carers to promote assessments and signpost to support services.	Ongoing	SCL	✓ <i>Work is ongoing.</i>
BFVA 135.3	Recruit and develop the role of Carers Information and Advice Worker with a target to identify hidden carers.	Ongoing	BFVA	✓ <i>Worker in place and target on course.</i>
BFC X135.4	Ensure that a method is developed to ensure that assessments, advice and information is recorded and captured across organisations.	Ongoing	SCL	✓ <i>Work is ongoing.</i>
BFC X135.5	Host a Carers Conference to consult with carers and raise awareness.	Mar 2009	SCL	✓ <i>Work on target.</i>

<b>Operational Risks to NI 135</b>		<b>Owner</b>	<b>Progress on Mitigation Actions</b>
BFC X135.1	Ensure adherence to data protection and information sharing protocols (NI 135). Mitigation: Develop an interagency data sharing protocol. Consult with carers to provide authorisation to share.	SCL	[Update being drafted] Revised/New Risk: None.
BFC X135.2	Purchasing appropriate IT equipment to ensure appropriate cross-agency recording (NI 135). Mitigation: Identify what recording methods exist at present and discuss with IT to ascertain a solution.	SCL	[Update being drafted] Revised/New Risk: None.
BFC X135.3	Not meeting targets and performance to increase carers assessment and advice given (NI 135). Mitigation: Consult with carers. Raise awareness at Carers Conference.	SCL	Work progressing. Revised/New Risk: None.

**NI 136: People supported to live independently through social services (all adults)**



**LAA INDICATOR (Designated)**  
Department: SCL

✓  
*Outturn now includes this year's Grant Funded Services data and is exceeding target.*

Year: 2008/09	Q1	Q2	Q3	Q4
<b>Current</b>	N/A	2,931	<b>3,083</b>	
<b>LAA Target</b>	[annual]	[annual]	<b>[annual]</b>	2,784
Last Reported	N/A	N/A	N/A	
Benchmark	N/A	N/A	N/A	
<b>Current Quartile</b>	N/A	N/A	<b>N/A</b>	

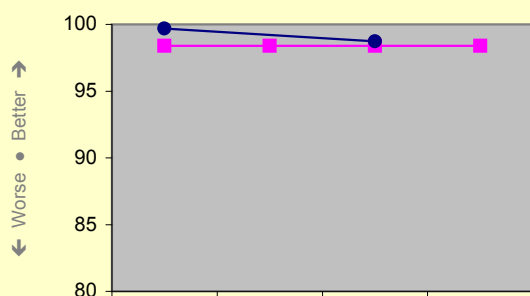
The current estimate is based on unvalidated current data. This LAA (Designated) indicator has a complex snapshot target measured by data snapshot. No outturn for this indicator has yet been formally reported or published. Benchmarking and quartile information is not currently available for this indicator.

Unit: Rate • Polarity: High • BFC Lead: Zoe Johnstone

<b>Action Plan for NI 136</b>		<u>Due Date</u>	<u>Owner</u>	<u>Comments</u>
BFC X136.1	Develop comprehensive information on what can be included under NI 136.	Dec 2008	SCL	✓ <i>Performance Management are working with all care groups to ensure that a robust process is developed to support this indicator.</i>
BFC X136.2	Develop a process for gathering information on the take-up of grant-funded services and those identified through BFC action X136.1.	Dec 2008	SCL	✓ <i>Data collation methods are being developed – ongoing.</i>
BFC X136.3	Consider whether certain grants or services should be offered through Adult Social Care rather than Corporate Services (bus passes etc).	Jan 1900	SCL	✓ <i>Consideration is being given to the options available and appropriate timing of any changes in arrangements.</i>

<b>Operational Risks to NI 136</b>		<u>Owner</u>	<u>Progress on Mitigation Actions</u>
BFC X130.1	Risks associated with the LD Transfer of Resources, specifically delays in making decisions regarding the future options of the properties (NI 130 and 136). Mitigation: Paper prepared to seek BFC support. Start work with properties not affected.	SCL	Department of Health notified of current position in East Berkshire. Agreement planned for end of January to enable paper to Council Executive in March. Guidance is being re-issued on properties. Revised/New Risk: None.
BFC X130.2	Delays to TASC pilot – capacity issues (NI 130 and 136). Mitigation: Risks to capacity issues have been identified, and a strategy has been developed for addressing them.	SCL	Nothing to add – work is progressing according to time line. Revised/New Risk: None.
BFC X130.3	Delays to development of RAS (NI 130 and 136). Mitigation: Outline project plan incorporates “slack” to allow for this.	SCL	Nothing to add – work is progressing according to time line. Revised/New Risk: None.

**NI 142: Percentage of vulnerable people who are supported to maintain independent living**



**LAA INDICATOR (Designated)**

Department: ECC

Confirmed data for this indicator is not available until six weeks after the end of the quarter. Confirmed data for Quarter 3 will be input in Quarter 4.

Year: 2008/09	Q1	Q2	Q3	Q4
<b>Current</b>	99.7	N/A	<b>98.74</b>	
<b>LAA Target</b>	98.4	98.4	<b>98.4</b>	98.4
Last Reported	N/A	N/A	N/A	
Benchmark	N/A	N/A	N/A	
<b>Current Quartile</b>	N/A	N/A	<b>N/A</b>	

The current estimate is based on latest available (incomplete) data. This LAA (Designated) indicator has a complex cumulative target measured by data collection. No outturn for this indicator has yet been formally reported or published. Benchmarking and quartile information is not currently available for this indicator.

Unit: % • Polarity: High • BFC Lead: Clare Doring

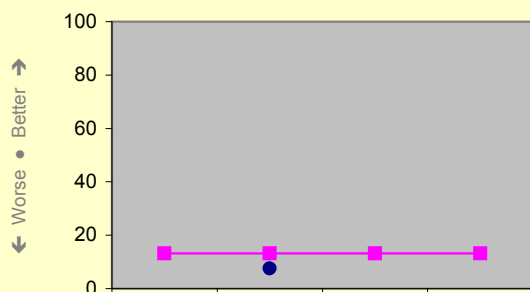
**Action Plan for NI 142**

		<u>Due Date</u>	<u>Owner</u>	<u>Comments</u>
BFC X142.1	Continue to use the Supporting People grant programme to fund services which provide housing-related support to vulnerable people to enable them to remain living independently.	Ongoing	ECC	
BFC X142.2	Closely monitor the performance of service providers to ensure the NI 142 performance target is achieved.	Quarterly	ECC	
BFC X142.3	Undertake a comprehensive review of services in preparation for the re-tendering of contracts in 2009/10. New service specifications to focus on outcomes which contribute to NI 142.	Mar 2009	ECC	

**Operational Risks to NI 142**

		<u>Owner</u>	<u>Progress on Mitigation Actions</u>
BFC X142.1	Government grant funding is withdrawn (NI 142). Mitigation: Ensure compliance with CLG grant conditions.	SCL	Revised/New Risk: None.
BFC X142.2	Service providers stop delivering services (NI 142). Mitigation: Regular engagement and monitoring of service providers.	SCL	Revised/New Risk: None.

**NI 146: Adults with learning disabilities in employment**



**LAA INDICATOR (Designated)**

Department: SCL

*Expressing an outturn in percentage terms is not possible since we are currently renegotiating cohort figures with GOSE. However, the previously set target for people of 39 is now challenging within the current economic climate.*


Year: 2008/09	Q1	Q2	Q3	Q4
<b>Current</b>	N/A	7.5	<b>N/A</b>	
<b>LAA Target</b>	13.2	13.2	<b>13.2</b>	13.2
Last Reported	N/A	N/A	N/A	
Benchmark	N/A	N/A	N/A	
<b>Current Quartile</b>	N/A	N/A	<b>N/A</b>	

No estimated outturn is currently available for this indicator. This LAA (Designated) indicator has a complex cumulative target measured by data collection. No outturn for this indicator has yet been formally reported or published. Benchmarking and quartile information is not currently available for this indicator.

Unit: % • Polarity: High • BFC Lead: Zoe Johnstone

Action Plan for NI 146		Due Date	Owner	Comments
BFC X146.1	Move recycling from BDS to another venue (Depot) to expand processing of materials to five days per week, eventually leading to more part-time jobs for people, from voluntary to paid.	Jan 1900	SCL	✓ Recycling lease at the Depot runs from 31 December for a year and is renewable. Therefore recycling will be based at the Depot from early January. There are six new recycling bins/cans being placed around the Borough to aid the expansion of recycling and provide an opportunity for processing more materials. This will help towards five-days-a-week recycling, leading to more part-time work – shift from voluntary to paid.
BFC X146.2	Increase the contracts for the Green Machine social enterprise, which will need to be serviced with staff throughout the year, with voluntary and paid positions becoming available. Includes the potential contract to supply staff to Thorpe Park.	Jan 1900	SCL	✓ Green Machine will have its official launch end of January 2009. Through Quarter 4 there will be ongoing discussions with Bracknell Forest Homes, Environment, Crowthorne Council, and other businesses for particular contracts. Other potential contracts with Thorpe Park will be discussed in March.
BFC X146.3	Breakthrough to continue to accept new referrals from individuals through care management, as well as developing self-referrals. Breakthrough to develop its pre-employment training and expand its capacity to support people within the workplace. Begin work with A4e and review first referrals with the aim of working to increase numbers passing through A4e. Consider benefit training after the Government's benefit reform.	Jan 1900	SCL	✓ Breakthrough is presently running at full capacity and has also moved premises to be more town central and accessible. The referral process has been reviewed and will be rolled out in January. This will help determine the correct employment pathway more speedily, e.g. signpost to A4E immediately. Pre-employment training has now been developed which encompasses interview skills/techniques and CV writing. Further work with mainstream Jobcentre will also help with employment skills, correct pathways for individuals, and receiving the right benefit advice.
BFC X146.4	Work with BFC and BFP partners' HR teams to ensure that the local authority and its partner agencies are at the forefront of employing disabled and disadvantaged people.	Jan 1900	SCL	✓ Discussions are underway with HR colleagues to develop a strategy.

**NI 187.1: Tackling fuel poverty – % of people receiving income-based benefits living in homes with a low energy efficiency rating: (1) Proportion of assessed households with a SAP rating < 35**



**LAA INDICATOR (Designated)**

Department: ECC

At the end of Quarter 3, the full data was not available. This will be updated in Quarter 4.

Year: 2008/09	Q1	Q2	Q3	Q4
<b>Current</b>	N/A	N/A	N/A	TBC
<b>LAA Target</b>	TBC	TBC	TBC	TBC
Last Reported	N/A	N/A	N/A	
Benchmark	N/A	N/A	N/A	
<b>Current Quartile</b>	N/A	N/A	N/A	

No estimated outcome is currently available for this indicator. This LAA (Designated) indicator has a snapshot target measured by survey. No outcome for this indicator has yet been formally reported or published. Benchmarking and quartile information is not currently available for this indicator.

Unit: % • Polarity: Low • BFC Lead: Hazel Hill



**NI 187.2: Tackling fuel poverty – % of people receiving income-based benefits living in homes with a low energy efficiency rating: (2) Proportion of assessed households with a SAP rating ≥ 65**



**LAA INDICATOR (Designated)**  
Department: ECC

*At the end of Quarter 3, the full data was not available. This will be updated in Quarter 4.*

Year: 2008/09	<u>Q1</u>	<u>Q2</u>	<u>Q3</u>	<u>Q4</u>
<b>Current</b>	N/A	N/A	<b>N/A</b>	TBC
<b>LAA Target</b>	TBC	TBC	<b>TBC</b>	TBC
Last Reported	N/A	N/A	N/A	
Benchmark	N/A	N/A	N/A	
<b>Current Quartile</b>	N/A	N/A	<b>N/A</b>	

No estimated outturn is currently available for this indicator. This LAA (Designated) indicator has a snapshot target measured by survey. No outturn for this indicator has yet been formally reported or published. Benchmarking and quartile information is not currently available for this indicator.


Unit: % • Polarity: High • BFC Lead: Hazel Hill

<b>Action Plan for NI 187</b>		<u>Due Date</u>	<u>Owner</u>	<u>Comments</u>
BFC X187.1	Obtain benefit data from the benefits team as first stage in compiling fuel poverty information.	Nov 2008	ECC	✓ <i>Obtained data November 2008.</i>
BFC X187.2	Conduct postal survey on fuel poverty (may involve BFH).	Nov 2008	ECC	✓ <i>On-site survey in progress to be completed end of January 2009.</i>
BFC X187.3	Input collated data on fuel poverty.	Dec 2008	ECC	✓ <i>In progress – to be completed end January 2009.</i>
BFC X187.4	Stratify fuel poverty data.	Dec 2008	ECC	✓ <i>To be completed in February 2009.</i>
BFC X187.5	Collate baseline figures on fuel poverty.	Dec 2008	ECC	✓ <i>To be completed in February 2009.</i>

<b>Operational Risks to NI 187</b>		<u>Owner</u>	<u>Progress on Mitigation Actions</u>
BFC X187.1	Increasing fuel costs (NI 187). Mitigation: Not possible.	ECC	Not possible. Revised/New Risk: None.
BFC X187.2	Inflation (NI 187). Mitigation: Not possible.	ECC	Not possible. Revised/New Risk: None.
BFC X187.3	Weather factors (NI 187). Mitigation: Not possible.	ECC	Cold weather payments entitlement. Revised/New Risk: None.
BFC X187.4	Grant criteria/changes (NI 187). Mitigation: Introduce flexible home loan improvement scheme.	ECC	One grant application in progress for heating. Revised/New Risk: None.

**CAA INDICATORS FOR PRIORITY 1D**

**NI 40: Number of drug users recorded as being in effective treatment**



**CAA Indicator (non-LAA)**  
Department: SCL

✓  
*Data is reported by the National Treatment Agency through the National Drug Treatment Monitoring System. The target for month 5 (latest available data) is being exceeded and we also expect to exceed the target at year end.*

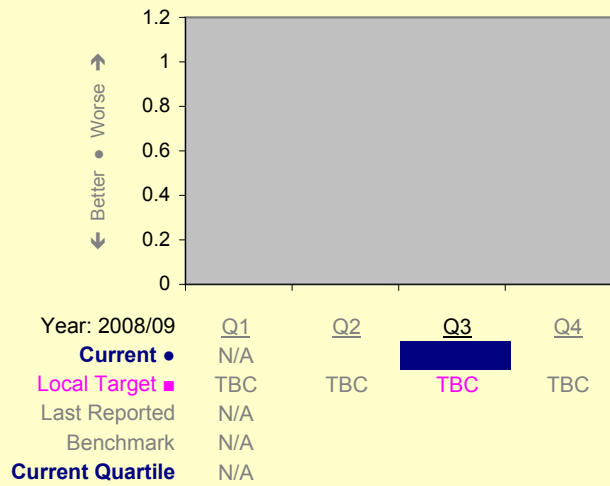
Year: 2008/09	<u>Q1</u>	<u>Q2</u>	<u>Q3</u>	<u>Q4</u>
<b>Current</b>	N/A	N/A	<b>132</b>	TBC
<b>Local Target</b>	TBC	TBC	<b>105</b>	TBC
Last Reported	N/A	N/A	132	
Benchmark	N/A	N/A	N/A	
<b>Current Quartile</b>	N/A	N/A	<b>N/A</b>	

The current estimate is based on latest available data which relates to an earlier period. This CAA indicator has a complex cumulative target measured by data collection. The 'last reported' figure is from the National Treatment Agency. Benchmarking and quartile information is not currently available for this indicator.

Unit: Number • Polarity: High • BFC Lead: Mira Haynes



**NI 121: Mortality rate from all circulatory diseases at ages under 75**

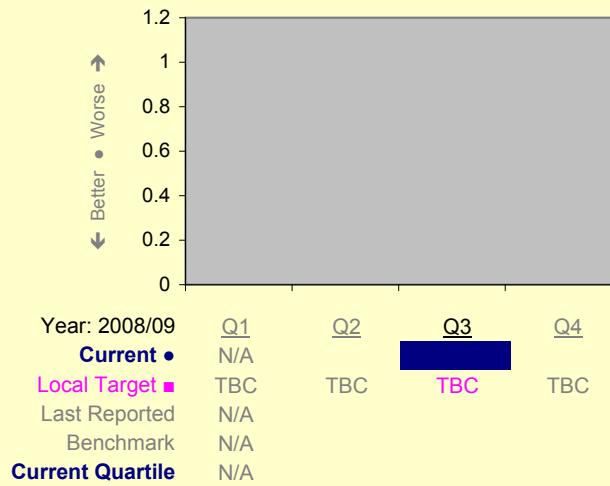


CAA Indicator (non-LAA)  
Department: SCL

*Discussions between BFC and BEPCT are still underway regarding how PCT data can best be reported in Bracknell Forest (Council and Partnership) performance reports.*

Unit: Rate • Polarity: Low • BFC Lead: Belinda Clack

**NI 122: Mortality from all cancers at ages under 75**

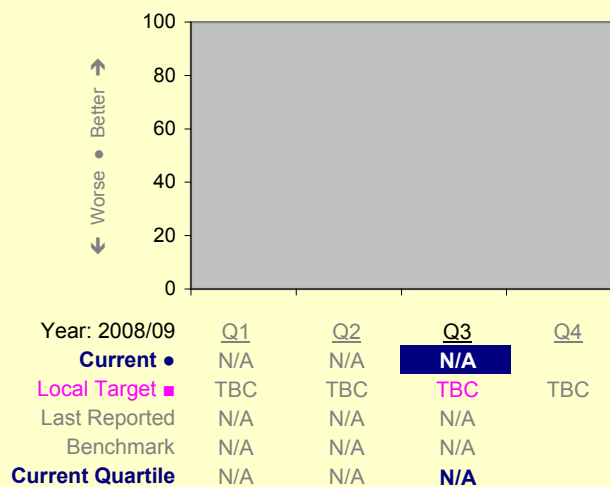


CAA Indicator (non-LAA)  
Department: CXO

*Discussions between BFC and BEPCT are still underway regarding how PCT data can best be reported in Bracknell Forest (Council and Partnership) performance reports.*

Unit: Rate • Polarity: Low • BFC Lead: Belinda Clack

**NI 124: People with a long-term condition supported to be independent and in control of their condition**




CAA Indicator (non-LAA)  
Department: SCL

*Data to be sourced from Healthcare Commission Primary Care Trusts Patient Survey. BFC are in communication with Berkshire East PCT in order to obtain data for this indicator.*

No estimated outcome is currently available for this indicator. This CAA indicator has a snapshot target measured by survey. No outcome for this indicator has yet been formally reported or published. Benchmarking and quartile information is not currently available for this indicator.

Unit: % • Polarity: High • BFC Lead: Mira Haynes

### NI 127: Self reported experience of social care users




CAA Indicator (non-LAA)  
Department: SCL

*The final technical definition of this indicator has not yet been published by the Department of Communities and Local Government (CLG). It is thus not yet clear where data will be sourced from (whether from local authorities or from a central government department or agency), or how frequently data will be available.*

Year: 2008/09	Q1	Q2	Q3	Q4
<b>Current</b> ●	N/A	N/A	N/A	
<b>Local Target</b> ■	TBC	TBC	TBC	TBC
Last Reported	N/A	N/A	N/A	
Benchmark	N/A	N/A	N/A	
<b>Current Quartile</b>	N/A	N/A	N/A	

Unit: TBC ● Polarity: TBC ● BFC Lead: Glyn Jones

### NI 128: User reported measure of respect and dignity in their treatment




CAA Indicator (non-LAA)  
Department: SCL

*The final technical definition of this indicator has not yet been published by the Department of Communities and Local Government (CLG). It is thus not yet clear where data will be sourced from (whether from local authorities or from a central government department or agency), or how frequently data will be available.*

Year: 2008/09	Q1	Q2	Q3	Q4
<b>Current</b> ●	N/A	N/A	N/A	
<b>Local Target</b> ■	TBC	TBC	TBC	TBC
Last Reported	N/A	N/A	N/A	
Benchmark	N/A	N/A	N/A	
<b>Current Quartile</b>	N/A	N/A	N/A	

Unit: TBC ● Polarity: TBC ● BFC Lead: Glyn Jones

### NI 129: End of life care -- access to appropriate care enabling people to be able to choose to die at home



CAA Indicator (non-LAA)  
Department: SCL


*Data source for this indicator is Department of Health ONS mortality data. BFC are in communication with Berkshire East PCT in order to obtain data for this indicator.*

Year: 2008/09	Q1	Q2	Q3	Q4
<b>Current</b> ●	N/A	N/A	N/A	
<b>Local Target</b> ■	TBC	TBC	TBC	TBC
Last Reported	N/A	N/A	N/A	
Benchmark	N/A	N/A	N/A	
<b>Current Quartile</b>	N/A	N/A	N/A	

Unit: % ● Polarity: High ● BFC Lead: Joan Gittins

No estimated outcome is currently available for this indicator. This CAA indicator has a complex cumulative target measured by data collection. No outcome for this indicator has yet been formally reported or published. Benchmarking and quartile information is not currently available for this indicator.

### NI 131: Delayed transfers of care



CAA Indicator (non-LAA)  
Department: SCL

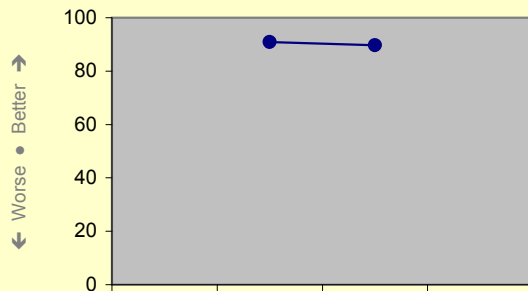
*Data is obtained via monthly update from the NHS UNIFY system and discharges are monitored continually within the Community Response & Reablement team. This represents excellent performance.*

Year: 2008/09	Q1	Q2	Q3	Q4
<b>Current</b>	N/A	N/A	<b>3.99</b>	
<b>Local Target</b>	TBC	TBC	<b>TBC</b>	TBC
Last Reported	N/A	N/A	N/A	
Benchmark	N/A	N/A	N/A	
<b>Current Quartile</b>	N/A	N/A	<b>N/A</b>	

The current figure uses validated final data. This CAA indicator has a complex cumulative target measured by data collection. No outturn for this indicator has yet been formally reported or published. Benchmarking and quartile information is not currently available for this indicator.

Unit: Rate • Polarity: Low • BFC Lead: Joan Gittins

### NI 132: Timeliness of social care assessment (all adults)



CAA Indicator (non-LAA)  
Department: SCL

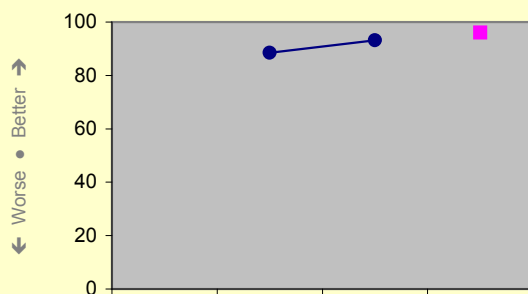
*Figure is very similar to last quarter though is expected to improve by year end due to ongoing work from exception reporting.*

Year: 2008/09	Q1	Q2	Q3	Q4
<b>Current</b>	N/A	90.9	<b>89.7</b>	
<b>Local Target</b>	TBC	TBC	<b>TBC</b>	TBC
Last Reported	N/A	N/A	N/A	
Benchmark	N/A	N/A	N/A	
<b>Current Quartile</b>	N/A	N/A	<b>N/A</b>	

The current estimate is based on unvalidated current data. This CAA indicator has a complex cumulative target measured by data collection. No outturn for this indicator has yet been formally reported or published. Benchmarking and quartile information is not currently available for this indicator.

Unit: % • Polarity: High • BFC Lead: Joan Gittins

### NI 133: Timeliness of social care packages following assessment



CAA Indicator (non-LAA)  
Department: SCL

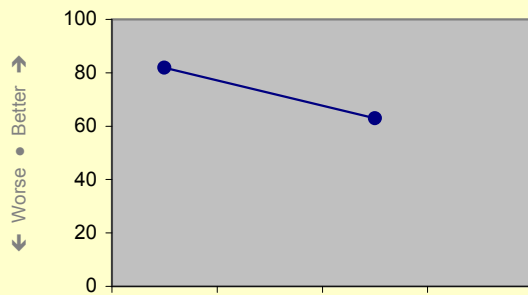
*Figure is an improvement on last quarter and is expected to improve further by year end due to ongoing work from exception reporting.*

Year: 2008/09	Q1	Q2	Q3	Q4
<b>Current</b>	N/A	88.5	<b>93.2</b>	
<b>Local Target</b>	[annual]	[annual]	<b>[annual]</b>	96
Last Reported	N/A	N/A	N/A	
Benchmark	N/A	N/A	N/A	
<b>Current Quartile</b>	N/A	N/A	<b>N/A</b>	

The current estimate is based on unvalidated current data. This CAA indicator has a complex cumulative target measured by data collection. No outturn for this indicator has yet been formally reported or published. Benchmarking and quartile information is not currently available for this indicator.

Unit: % • Polarity: High • BFC Lead: Joan Gittins

### NI 141: Percentage of vulnerable people achieving independent living



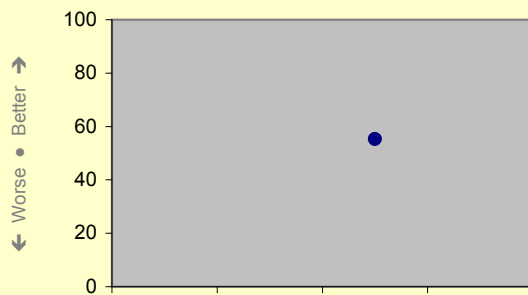
CAA Indicator (non-LAA)  
Department: ECC

*Confirmed data for this indicator is not available until six weeks after the end of the quarter. The data for Quarter 3 will be confirmed in Quarter 4. The client groups involved are volatile with a high degree of unplanned moves.*

The current estimate is based on latest available (incomplete) data. This CAA indicator has a complex cumulative target measured by data collection. No outturn for this indicator has yet been formally reported or published. Benchmarking and quartile information is not currently available for this indicator.

Unit: % • Polarity: High • BFC Lead: Clare Doring

### NI 145: Adults with learning disabilities in settled accommodation



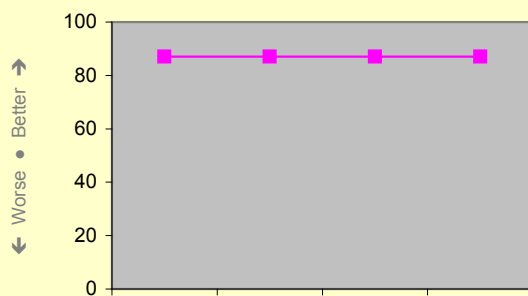
CAA Indicator (non-LAA)  
Department: SCL

*Outturn for this indicator has been calculated using internal systems and is unchanged from last quarter.*

The current estimate is based on unvalidated current data. This CAA indicator has a complex cumulative target measured by data collection. No outturn for this indicator has yet been formally reported or published. Benchmarking and quartile information is not currently available for this indicator.

Unit: % • Polarity: High • BFC Lead: Zoe Johnstone

### NI 147: Care leavers in suitable accommodation



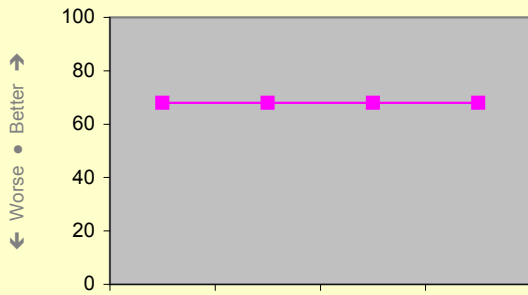
CAA Indicator (non-LAA)  
Department: SCL

*No estimated outturn data is available for this indicator on a quarterly basis.*

No estimated outturn is currently available for this indicator. This CAA indicator has a complex cumulative target measured by data collection. No outturn for this indicator has yet been formally reported or published. Benchmarking and quartile information is not currently available for this indicator.

Unit: % • Polarity: High • BFC Lead: Penny Reuter

**NI 148: Care leavers in suitable education, employment or training**



CAA Indicator (non-LAA)  
Department: SCL

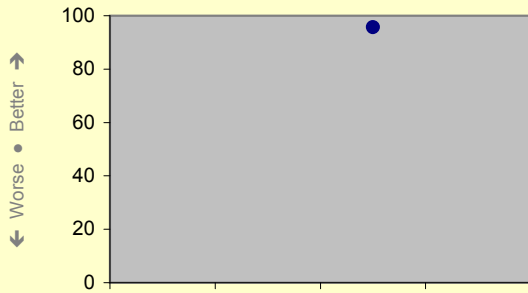
*No estimated outturn data is available on a quarterly basis for this indicator.*

Year: 2008/09	Q1	Q2	Q3	Q4
<b>Current</b> ●	N/A	N/A	<b>N/A</b>	
<b>Local Target</b> ■	68	68	<b>68</b>	68
Last Reported	N/A	N/A	N/A	
Benchmark	N/A	N/A	N/A	
<b>Current Quartile</b>	N/A	N/A	<b>N/A</b>	

No estimated outturn is currently available for this indicator. This CAA indicator has a complex cumulative target measured by data collection. No outturn for this indicator has yet been formally reported or published. Benchmarking and quartile information is not currently available for this indicator.

Unit: % ● Polarity: High ● BFC Lead: Penny Reuter

**NI 149: Adults receiving secondary mental health services in settled accommodation**



CAA Indicator (non-LAA)  
Department: SCL


*Indicator data is derived from internal data management systems.*

Year: 2008/09	Q1	Q2	Q3	Q4
<b>Current</b> ●	N/A	N/A	<b>95.7</b>	
<b>Local Target</b> ■	TBC	TBC	<b>TBC</b>	TBC
Last Reported	N/A	N/A	N/A	
Benchmark	N/A	N/A	N/A	
<b>Current Quartile</b>	N/A	N/A	<b>N/A</b>	

The current estimate is based on unvalidated current data. This CAA indicator has a complex cumulative target measured by data collection. No outturn for this indicator has yet been formally reported or published. Benchmarking and quartile information is not currently available for this indicator.

Unit: % ● Polarity: High ● BFC Lead: Barbara Rodriguez

**NI 150: Adults receiving secondary mental health services in employment**



CAA Indicator (non-LAA)  
Department: SCL

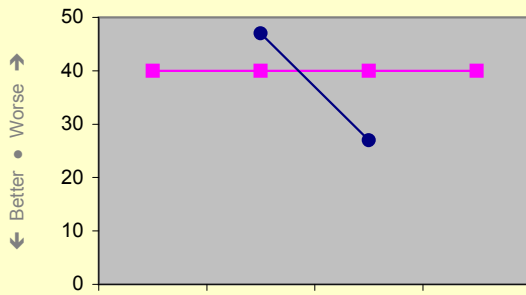
*Indicator data is derived from Health data systems.*

Year: 2008/09	Q1	Q2	Q3	Q4
<b>Current</b> ●	N/A	N/A	<b>29.6</b>	
<b>Local Target</b> ■	TBC	TBC	<b>TBC</b>	TBC
Last Reported	N/A	N/A	N/A	
Benchmark	N/A	N/A	N/A	
<b>Current Quartile</b>	N/A	N/A	<b>N/A</b>	

The current estimate is based on unvalidated current data. This CAA indicator has a complex cumulative target measured by data collection. No outturn for this indicator has yet been formally reported or published. Benchmarking and quartile information is not currently available for this indicator.

Unit: % ● Polarity: High ● BFC Lead: Barbara Rodriguez

**NI 156: Number of households living in temporary accommodation**



Year: 2008/09	Q1	Q2	Q3	Q4
<b>Current</b> ●	N/A	47	<b>27</b>	
<b>Local Target</b> ■	40	40	<b>40</b>	40
Last Reported	N/A	N/A	N/A	
Benchmark	N/A	N/A	N/A	
<b>Current Quartile</b>	N/A	N/A	<b>N/A</b>	

CAA Indicator (non-LAA)  
Department: ECC

✓  
*A significant reduction in temporary accommodation is a result of an increased supply of RSL new build properties and successful implementation of the TA Strategy.*

The current figure uses validated final data. This CAA indicator has a snapshot target measured by data collection. No outturn for this indicator has yet been formally reported or published. Benchmarking and quartile information is not currently available for this indicator.

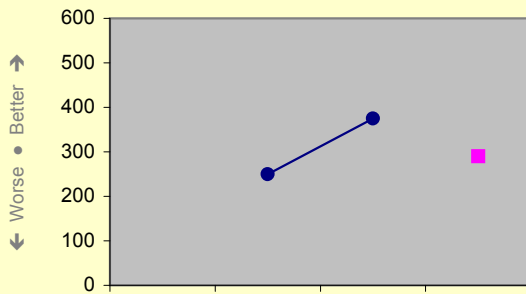
Unit: Number • Polarity: Low • BFC Lead: Clare Dorning

**SUSTAINABLE COMMUNITY STRATEGY SECTION TWO:  
A DESIRABLE PLACE**

**Sustainable Community Strategy Priority 2a:  
Sustainable Development**

**LAA INDICATORS FOR PRIORITY 2A**

**NI 154: Net additional homes provided**



Year: 2008/09	Q1	Q2	Q3	Q4
<b>Current</b> ●	N/A	250	<b>375</b>	
<b>LAA Target</b> ■	[annual]	[annual]	<b>[annual]</b>	290
Last Reported	N/A	N/A	N/A	
Benchmark	N/A	N/A	N/A	
<b>Current Quartile</b>	N/A	N/A	<b>N/A</b>	

**LAA INDICATOR (Designated)**

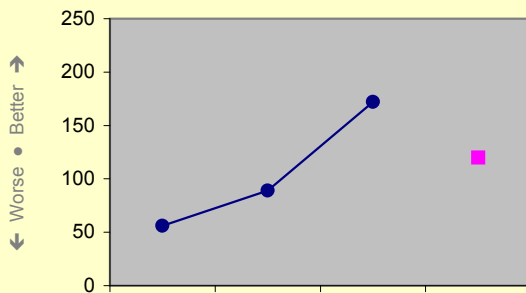
Department: ECC

✓  
*This is an annually reported indicator, but it is estimated that about 500 additional homes will be provided in 2008/09, well above the LAA target. However, it is expected that the number will drop in 2009/10 before recovering in 2010/11. Refresh negotiations with GOSE on the three-year LAA target commence in February.*

The current estimate is based on unvalidated local data. This LAA (Designated) indicator has a cumulative target measured by data collection. No outturn for this indicator has yet been formally reported or published. Benchmarking and quartile information is not currently available for this indicator.

Unit: Number • Polarity: High • BFC Lead: John Waterton

**NI 155: Number of affordable homes delivered (gross)**



Year: 2008/09	Q1	Q2	Q3	Q4
<b>Current</b> ●	56	89	<b>172</b>	
<b>LAA Target</b> ■	[annual]	[annual]	<b>[annual]</b>	120
Last Reported	N/A	N/A	113	
Benchmark	N/A	N/A	N/A	
<b>Current Quartile</b>	N/A	N/A	<b>N/A</b>	

**LAA INDICATOR (Designated)**

Department: ECC

✓  
*The annual LAA target of 120 has been exceeded by Quarter 3. Although annual targets for 2009/10 and 2010/11 are projected to be narrowly missed, the final three-year LAA target is estimated to be achievable at this stage.*

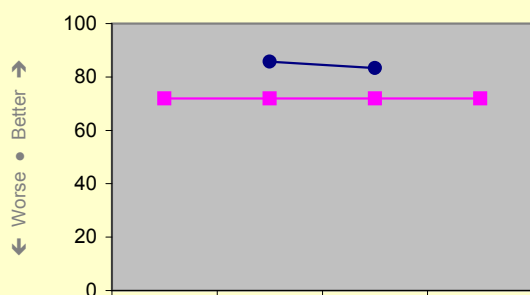
The current estimate is based on unvalidated current data. This LAA (Designated) indicator has a cumulative target measured by data collection. The 'last reported' figure is from [not known]. Benchmarking and quartile information is not currently available for this indicator.

Unit: Number • Polarity: High • BFC Lead: Paul Beetham

Action Plan for NI 155		Due Date	Owner	Comments
1.2.1	Deliver a further 34 new affordable homes on sites on the periphery of the town centre.	Strata/ Celcius: Mar 09	ECC	✓ <i>The performance predicted in Quarter 2 has been achieved.</i>
Operational Risks to NI 155			Owner	Progress on Mitigation Actions
BFC X155.1	Housing market decline affects RSLs' ability to deliver new homes in 2008/09 (NI 155). Mitigation: Ensure construction continues and completed housing is handed over to the RSLs for occupation by nominated households in local housing need.		ECC	No change to the risk in the quarter. Revised/New Risk: None.
BFC X155.2	Housing market decline affects RSLs' ability to deliver new homes in 2009/10 and 2010/11 (NI 155). Mitigation: Sites which do not currently benefit from a detailed planning permission tend to be in the control of private developers rather than RSLs, and the current uncertainties in the market and access to finance could stifle housing delivery. This could be partly mitigated by dwellings which were destined for open market sale being sold to RSLs instead, resulting in affordable housing windfalls. Housing Corporation Grant is available to assist with the delivery of such additional homes.		ECC	No change to the risk in the quarter. Revised/New Risk: None.

#### CAA INDICATORS FOR PRIORITY 2A

##### NI 157.1: Processing of planning applications: (i) Major applications



Year: 2008/09	Q1	Q2	Q3	Q4
<b>Current</b> ●	N/A	85.71	<b>83.34</b>	
<b>Local Target</b> ■	72.00	72.00	<b>72.00</b>	72.00
Last Reported	N/A	80.00	80.00	
Benchmark	N/A	60.00	N/A	
<b>Current Quartile</b>	N/A	N/A	<b>N/A</b>	

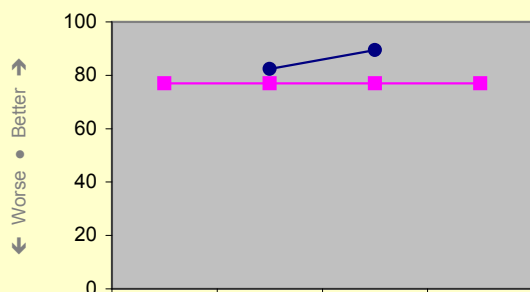
CAA Indicator (non-LAA)  
Department: ECC

✓  
*Target exceeded.*

The current estimate is based on latest available (incomplete) data. This CAA indicator has a complex cumulative target measured by data collection. The 'last reported' figure is from PS1/2 (July 2008). Benchmarking and quartile information is not currently available for this indicator.

Unit: % ● Polarity: High ● BFC Lead: Vincent Haines

##### NI 157.2: Processing of planning applications: (ii) Minor applications



Year: 2008/09	Q1	Q2	Q3	Q4
<b>Current</b> ●	N/A	82.35	<b>89.39</b>	
<b>Local Target</b> ■	77.00	77.00	<b>77.00</b>	77.00
Last Reported	N/A	84.78	84.78	
Benchmark	N/A	65.00	N/A	
<b>Current Quartile</b>	N/A	N/A	<b>N/A</b>	

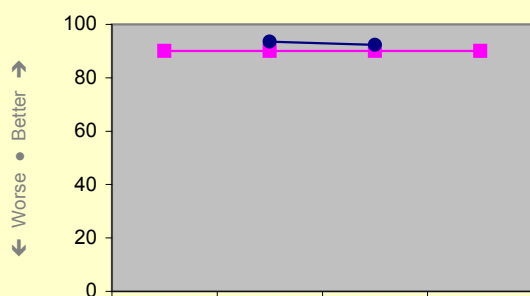
CAA Indicator (non-LAA)  
Department: ECC

✓  
*Target exceeded.*

The current estimate is based on latest available (incomplete) data. This CAA indicator has a complex cumulative target measured by data collection. The 'last reported' figure is from PS1/2 (July 2008). Benchmarking and quartile information is not currently available for this indicator.

Unit: % ● Polarity: High ● BFC Lead: Vincent Haines

**NI 157.3: Processing of planning applications:  
(iii) Other applications**



Year: 2008/09	Q1	Q2	Q3	Q4
<b>Current</b> ●	N/A	93.58	<b>92.27</b>	
<b>Local Target</b> ■	90.00	90.00	<b>90.00</b>	90.00
Last Reported	N/A	95.17	95.17	
Benchmark	N/A	80.00	N/A	
<b>Current Quartile</b>	N/A	N/A	<b>N/A</b>	


CAA Indicator (non-LAA)  
Department: ECC

*Target exceeded.*

The current estimate is based on latest available (incomplete) data. This CAA indicator has a complex cumulative target measured by data collection. The 'last reported' figure is from PS1/2 (July 2008). Benchmarking and quartile information is not currently available for this indicator.

Unit: % • Polarity: High • BFC Lead: Vincent Haines

**NI 159: Supply of ready to develop housing sites**



Year: 2008/09	Q1	Q2	Q3	Q4
<b>Current</b> ●	N/A	N/A	<b>N/A</b>	
<b>Local Target</b> ■	TBC	TBC	<b>TBC</b>	TBC
Last Reported	N/A	0	N/A	
Benchmark	N/A	N/A	N/A	
<b>Current Quartile</b>	N/A	N/A	<b>N/A</b>	

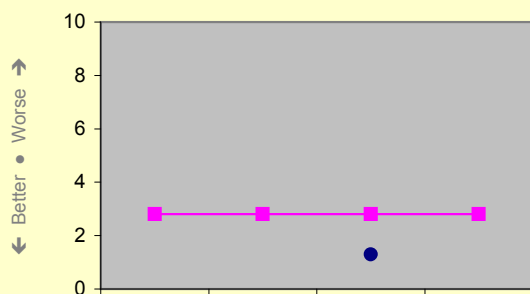
CAA Indicator (non-LAA)  
Department: ECC

*Data is not yet being monitored for this indicator as it does not form part of the LAA.*

No estimated outturn is currently available for this indicator. This CAA indicator has a complex snapshot target measured by data collection. No outturn for this indicator has yet been formally reported or published. Benchmarking and quartile information is not currently available for this indicator.

Unit: % • Polarity: High • BFC Lead: Paul Beetham

**NI 170: Previously developed land that has been  
vacant or derelict for more than five years**



Year: 2008/09	Q1	Q2	Q3	Q4
<b>Current</b> ●	N/A	N/A	<b>1.3</b>	
<b>Local Target</b> ■	2.8	2.8	<b>2.8</b>	2.8
Last Reported	N/A	N/A	N/A	
Benchmark	N/A	N/A	N/A	
<b>Current Quartile</b>	N/A	N/A	<b>N/A</b>	

CAA Indicator (non-LAA)  
Department: ECC

*This NI refers to an issue which has previously been monitored on an annual basis and no previous quarterly outturns have been provided. Given the present economic situation, the outturn for Q3 2008/09 is unlikely to be reducing.*

The current estimate is based on unvalidated current data. This CAA indicator has a complex snapshot target measured by physical survey. No outturn for this indicator has yet been formally reported or published. Benchmarking and quartile information is not currently available for this indicator.


Unit: % • Polarity: Low • BFC Lead: Bev Hindle



**Sustainable Community Strategy Priority 2b:  
Protecting the Environment**

**LAA INDICATORS FOR PRIORITY 2B**

**NI 185: CO2 reduction from Local Authority operations**



**LAA INDICATOR (Designated)**

Department: ECC

*The data for this indicator is collated on an annual basis. The data will be available for reporting at the end of Q4 2008/09.*

Year: 2008/09	Q1	Q2	Q3	Q4
<b>Current</b>	N/A	N/A	N/A	
<b>LAA Target</b>	TBC	TBC	TBC	TBC
Last Reported	N/A	N/A	N/A	
Benchmark	N/A	N/A	N/A	
<b>Current Quartile</b>	N/A	N/A	N/A	

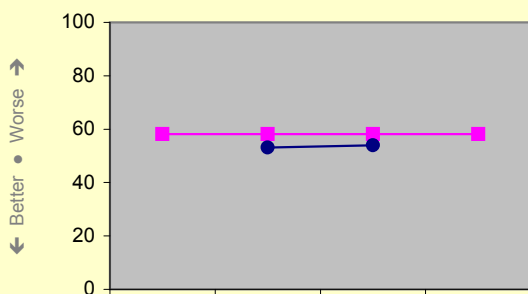
No estimated outcome is currently available for this indicator. This LAA (Designated) indicator has a complex cumulative target measured by data collection. No outcome for this indicator has yet been formally reported or published. Benchmarking and quartile information is not currently available for this indicator.

Unit: % • Polarity: Low • BFC Lead: Colin Griffin

<b>Action Plan for NI 185</b>		<u>Due Date</u>	<u>Owner</u>	<u>Comments</u>
4.7.1	Establish Systemlink in all Council properties.	Jan 2009	ECC	✓ Fully operational.
4.7.2	Participate in the Carbon Trust's Carbon Management Programme.	Mar 2009	ECC	✓ Due for completion in March 2009.
4.7.3	Establish energy champions in Council buildings and schools.	Mar 2009	ECC	✓ Easthampstead and Seymour House to commence in first quarter 2009.
4.7.4	Implement invest-to-save schemes.	Ongoing	ECC	✓ SALIX rejected. Invest to Save scheme under review.
4.7.5	Promote environmental management and recycling in schools through a training and workshop event.	Aug 2008	SCL	✓ Completed.
4.7.6	Produce an annual environmental management report for schools.	Dec 2008	SCL	✗ This item will be delayed until March 2009 due to resource issues within ECC.
BFC X185.1	Establish a carbon dioxide baseline in accordance with the DEFRA criteria for NI 185.	Sep 2009	ECC	Baseline not due until September 2009.
BFC X185.2	Continue LA carbon management programme to develop LA carbon management plan.	Mar 2009	ECC	✓ Due for completion March 2009.
BFC X185.3	Implement carbon management plan to reduce carbon dioxide emissions by 10% by 2012 against a 2009 baseline.	Sep 2009	ECC	✓ Will happen after baseline established.

<b>Operational Risks to NI 185</b>		<u>Owner</u>	<u>Progress on Mitigation Actions</u>
BFC X185.1	Inability to gather reliable energy consumption data to meet DERFA criteria (NI 185). Mitigation: NI 185 calculation tool available from 2008.	ECC	No change to the risk in the quarter. Revised/New Risk: None.
BFC X185.2	Failure to produce a feasible carbon management plan by March 2009 (NI 185). Mitigation: Carbon management board and team operational. Carbon Trust support.	ECC	Carbon Management Plan on programme for March 2009. Revised/New Risk: None.
BFC X185.3	Failure to apply sufficient resources to implement carbon management plan (NI 185). Mitigation: Opportunity identification and quantification in progress. Additional funding under investigation. Some actions already resourced. Plan for Executive approval March 2009.	ECC	Carbon Management Plan should address resource issues. Revised/New Risk: None.

### NI 193: Percentage of municipal waste land filled



#### LAA INDICATOR (Designated)

Department: ECC

The Q3 figure above is for October 2008 and estimated for November 2008. There is no data for December 2008. The Q2 figure previously submitted is confirmed and Q3 figures will be confirmed in Q4.

Year: 2008/09	Q1	Q2	Q3	Q4
<b>Current</b>	N/A	53.1	<b>54</b>	
<b>LAA Target</b>	58.2	58.2	<b>58.2</b>	58.2
Last Reported	N/A	53.09	54	
Benchmark	N/A	N/A	N/A	
<b>Current Quartile</b>	N/A	N/A	<b>N/A</b>	

The current estimate is based on unvalidated current data. This LAA (Designated) indicator has a complex cumulative target measured by data collection. The 'last reported' figure is from Waste data flow (December 2008). Benchmarking and quartile information is not currently available for this indicator.


Unit: % • Polarity: Low • BFC Lead: Janet Dowman

Action Plan for NI 193		Due Date	Owner	Comments
4.9.1	Produce and adopt an Re3 Waste Strategy.	May 2008	ECC	✓ Completed in Quarter 2.
4.9.2	Formulate and adopt a corporate strategy for recycling and waste minimisation in council offices, and adopt as far as possible a zero waste policy.	Mar 2009	ECC	✓ Work has commenced, but progress to date slower than anticipated. Work will be prioritised in Quarter 4.
4.9.3	Establish a pilot scheme for recycling containers in Time Square.	-	ECC	✓ Completed in Quarter 2.

Operational Risks to NI 193		Owner	Progress on Mitigation Actions
BFC X193.1	Joint waste plan is not delivered as envisaged due to a change outside the control of the Partnership (NI 193). Mitigation: Monitoring of plan by the Joint Waste Board and revision of the plan if necessary.	ECC	Ongoing situation monitored by the Joint Waste Board. Revised/New Risk: None.
BFC X193.2	Joint waste plan not accepted, or staff refuse to work with the plan (NI 193). Mitigation: Ensure the plan is realistic in expectation, including timeframe relative to opportunities. Support staff and reinforce the message.	ECC	Complete. Plan adopted and being implemented and monitored by Joint Waste Board. Revised/New Risk: None.

### CAA INDICATORS FOR PRIORITY 2B

### NI 186: Per capita reduction in CO2 emissions in the LA area



#### CAA Indicator (non-LAA)

Department: ECC

DEFRA published the 2005 and 2006 CO2 emissions statistics in September 2008. The baseline for this indicator will be measured against the 2005 statistics. The data for our local LA will be available in September 2009. For information purposes, the CO2 emissions in our local LA for 2006 were 6.5/capita.

Year: 2008/09	Q1	Q2	Q3	Q4
<b>Current</b>	N/A	N/A	<b>N/A</b>	
<b>Local Target</b>	N/A	N/A	<b>N/A</b>	N/A
Last Reported	N/A	N/A	6.5	
Benchmark	N/A	N/A	N/A	
<b>Current Quartile</b>	N/A	N/A	<b>N/A</b>	

No estimated outturn is currently available for this indicator. This CAA indicator has a complex cumulative target measured by data collection. The 'last reported' figure is from DEFRA (September 2008).

Unit: % • Polarity: Low • BFC Lead: Colin Griffin

### NI 188: Planning to adapt to climate change



CAA Indicator (non-LAA)  
Department: ECC

✓


*The Climate Change Action Plan was approved in October 2008. Adaptation actions were delegated to Heads of Service in December 2008. The Climate Change Partnership will be launched during Quarter 4. The LA is to take responsibility for surface flooding in accordance with DEFRA's response to the Pitt Report.*

Year: 2008/09	Q1	Q2	Q3	Q4
<b>Current</b> ●	N/A	0	<b>0</b>	
<b>Local Target</b> ■	0	0	0	0
Last Reported	N/A	N/A	N/A	
Benchmark	N/A	N/A	N/A	
<b>Current Quartile</b>	N/A	N/A	<b>N/A</b>	

No estimated outcome is currently available for this indicator. This CAA indicator has a snapshot (self-assessment) target measured by self-assessment. No outcome for this indicator has yet been formally reported or published. Benchmarking and quartile information is not currently available for this indicator.

Unit: Number ● Polarity: High ● BFC Lead: Colin Griffin

### NI 189: Flood and coastal erosion risk management



CAA Indicator (non-LAA)  
Department: ECC


*The data for this indicator will be available in June 2009 for reporting in either Q1 or Q2 2009/10.*

Year: 2008/09	Q1	Q2	Q3	Q4
<b>Current</b> ●	N/A	N/A	<b>N/A</b>	
<b>Local Target</b> ■	TBC	TBC	TBC	TBC
Last Reported	N/A	N/A	N/A	
Benchmark	N/A	N/A	N/A	
<b>Current Quartile</b>	N/A	N/A	<b>N/A</b>	

No estimated outcome is currently available for this indicator. This CAA indicator has a complex cumulative target measured by self-assessment (action monitoring). No outcome for this indicator has yet been formally reported or published. Benchmarking and quartile information is not currently available for this indicator.

Unit: % ● Polarity: High ● BFC Lead: Louise Osborn

### NI 190: Achievement in meeting standards for control system for animal health



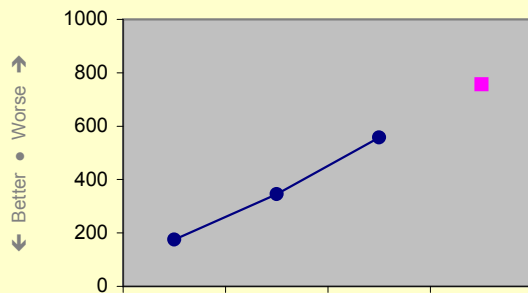
CAA Indicator (non-LAA)  
Department: ECC

*The final technical definition of this indicator has not yet been published by the Department of Communities and Local Government (CLG). It is thus not yet clear where data will be sourced from (whether from local authorities or from a central government department or agency), or how frequently data will be available.*

Year: 2008/09	Q1	Q2	Q3	Q4
<b>Current</b> ●	N/A	N/A	<b>N/A</b>	
<b>Local Target</b> ■	TBC	TBC	TBC	TBC
Last Reported	N/A	N/A	N/A	
Benchmark	N/A	N/A	N/A	
<b>Current Quartile</b>	N/A	N/A	<b>N/A</b>	

Unit: TBC ● Polarity: TBC ● BFC Lead: Rob Sexton

**NI 191: Residual household waste per household**



CAA Indicator (non-LAA)  
Department: ECC

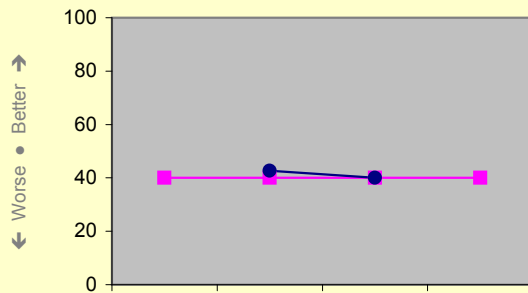
*The graph shows the cumulative figures for the year to date. The total for the first two month of Quarter 3 is 142kg. This has been rounded up to give an estimated figure for Quarter 3 by dividing by 2 and multiplying by 3.*

Year: 2008/09	Q1	Q2	Q3	Q4
<b>Current</b>	175.02	345.02	<b>558.02</b>	
<b>Local Target</b>	[annual]	[annual]	[annual]	756
Last Reported	N/A	175.02	172.82	
Benchmark	N/A	N/A	N/A	
<b>Current Quartile</b>	N/A	N/A	<b>N/A</b>	

The current estimate is based on latest available (incomplete) data. This CAA indicator has a complex cumulative target measured by data collection. The 'last reported' figure is from DEFRA - Waste Data Flow (December 2008). Benchmarking and quartile information is not currently available for this indicator.

Unit: Number (kgs) • Polarity: Low • BFC Lead: Janet Dowman

**NI 192: Percentage of household waste sent for reuse, recycling and composting**



CAA Indicator (non-LAA)  
Department: ECC


*The data for Quarter 3 is estimated and will be updated in Quarter 4. The current data is based on figures for October and November 2008.*

Year: 2008/09	Q1	Q2	Q3	Q4
<b>Current</b>	N/A	42.7	<b>40</b>	
<b>Local Target</b>	40	40	40	40
Last Reported	N/A	42.9	42.12	
Benchmark	N/A	N/A	N/A	
<b>Current Quartile</b>	N/A	N/A	<b>N/A</b>	

The current estimate is based on latest available (incomplete) data. This CAA indicator has a complex cumulative target measured by data collection. The 'last reported' figure is from DEFRA - Waste Flow Data (December 2008). Benchmarking and quartile information is not currently available for this indicator.

Unit: % • Polarity: High • BFC Lead: Janet Dowman

**NI 194.1: Air quality: % reduction in NOx and primary PM10 emissions through LA's estate and operations: (1) Emissions of NOx**



CAA Indicator (non-LAA)  
Department: ECC

*This data will be available at the end of Q4 2008/09 and will be reported in Q1 2009/10.*

Year: 2008/09	Q1	Q2	Q3	Q4
<b>Current</b>	N/A	N/A	<b>N/A</b>	
<b>Local Target</b>	TBC	TBC	TBC	TBC
Last Reported	N/A	N/A	N/A	
Benchmark	N/A	N/A	N/A	
<b>Current Quartile</b>	N/A	N/A	<b>N/A</b>	

No estimated outturn is currently available for this indicator. This CAA indicator has a complex cumulative target measured by data collection. No outturn for this indicator has yet been formally reported or published. Benchmarking and quartile information is not currently available for this indicator.

Unit: Number • Polarity: Low • BFC Lead: Colin Griffin

**NI 194.2: Air quality: % reduction in NOx and primary PM10 emissions through LA's estate and operations:  
(2) Percentage reduction in NOx emissions**



CAA Indicator (non-LAA)  
Department: ECC


*This data will not be available until the end of Q4 2008/09 and will be reported in Q1 2009/10.*

Year: 2008/09	Q1	Q2	Q3	Q4
<b>Current</b> ●	N/A	N/A	N/A	
<b>Local Target</b> ■	TBC	TBC	TBC	TBC
Last Reported	N/A	N/A	N/A	
Benchmark	N/A	N/A	N/A	
<b>Current Quartile</b>	N/A	N/A	N/A	

No estimated outturn is currently available for this indicator. This CAA indicator has a complex cumulative target measured by data collection. No outturn for this indicator has yet been formally reported or published. Benchmarking and quartile information is not currently available for this indicator.

Unit: % • Polarity: High • BFC Lead: Colin Griffin

**NI 194.3: Air quality: % reduction in NOx and primary PM10 emissions through LA's estate and operations:  
(3) Emissions of PM10**



CAA Indicator (non-LAA)  
Department: ECC


*This data will be available at the end of Q4 2008/09 and will be reported in Q1 2009/10.*

Year: 2008/09	Q1	Q2	Q3	Q4
<b>Current</b> ●	N/A	N/A	N/A	
<b>Local Target</b> ■	TBC	TBC	TBC	TBC
Last Reported	N/A	N/A	N/A	
Benchmark	N/A	N/A	N/A	
<b>Current Quartile</b>	N/A	N/A	N/A	

No estimated outturn is currently available for this indicator. This CAA indicator has a complex cumulative target measured by data collection. No outturn for this indicator has yet been formally reported or published. Benchmarking and quartile information is not currently available for this indicator.

Unit: Number • Polarity: Low • BFC Lead: Colin Griffin

**NI 194.4: Air quality: % reduction in NOx and primary PM10 emissions through LA's estate and operations:  
(4) Percentage reduction in PM10 emissions**



CAA Indicator (non-LAA)  
Department: ECC

*This data will be available at the end of Q4 2008/09 and will be reported in Q1 2009/10.*

Year: 2008/09	Q1	Q2	Q3	Q4
<b>Current</b> ●	N/A	N/A	N/A	
<b>Local Target</b> ■	TBC	TBC	TBC	TBC
Last Reported	N/A	N/A	N/A	
Benchmark	N/A	N/A	N/A	
<b>Current Quartile</b>	N/A	N/A	N/A	

No estimated outturn is currently available for this indicator. This CAA indicator has a complex cumulative target measured by data collection. No outturn for this indicator has yet been formally reported or published. Benchmarking and quartile information is not currently available for this indicator.

Unit: % • Polarity: High • BFC Lead: Colin Griffin

**NI 195.1: Improved street and environment cleanliness (levels of litter, detritus, graffiti and fly posting):  
(1) Litter**



CAA Indicator (non-LAA)  
Department: ECC


*This is an annual indicator and the data will not be available until Quarter 4.*

Year: 2008/09	Q1	Q2	Q3	Q4
<b>Current</b> ●	N/A	N/A	N/A	
<b>Local Target</b> ■	[annual]	[annual]	[annual]	4
Last Reported	N/A	N/A	N/A	
Benchmark	N/A	N/A	N/A	
<b>Current Quartile</b>	N/A	N/A	N/A	

No estimated outturn is currently available for this indicator. This CAA indicator has a snapshot target measured by physical survey. No outturn for this indicator has yet been formally reported or published. Benchmarking and quartile information is not currently available for this indicator.

Unit: % • Polarity: Low • BFC Lead: Janet Dowman

**NI 195.2: Improved street and environment cleanliness (levels of litter, detritus, graffiti and fly posting):  
(2) Detritus**



CAA Indicator (non-LAA)  
Department: ECC


*This is an annual indicator and the data will not be available until Quarter 4.*

Year: 2008/09	Q1	Q2	Q3	Q4
<b>Current</b> ●	N/A	N/A	N/A	
<b>Local Target</b> ■	[annual]	[annual]	[annual]	7
Last Reported	N/A	N/A	N/A	
Benchmark	N/A	N/A	N/A	
<b>Current Quartile</b>	N/A	N/A	N/A	

No estimated outturn is currently available for this indicator. This CAA indicator has a snapshot target measured by physical survey. No outturn for this indicator has yet been formally reported or published. Benchmarking and quartile information is not currently available for this indicator.

Unit: % • Polarity: Low • BFC Lead: Janet Dowman

**NI 195.3: Improved street and environment cleanliness (levels of litter, detritus, graffiti and fly posting):  
(3) Graffiti**



CAA Indicator (non-LAA)  
Department: ECC

*This is an annual indicator and the data will not be available until Quarter 4.*

Year: 2008/09	Q1	Q2	Q3	Q4
<b>Current</b> ●	N/A	N/A	N/A	
<b>Local Target</b> ■	[annual]	[annual]	[annual]	2
Last Reported	N/A	N/A	N/A	
Benchmark	N/A	N/A	N/A	
<b>Current Quartile</b>	N/A	N/A	N/A	

No estimated outturn is currently available for this indicator. This CAA indicator has a snapshot target measured by physical survey. No outturn for this indicator has yet been formally reported or published. Benchmarking and quartile information is not currently available for this indicator.

Unit: % • Polarity: Low • BFC Lead: Janet Dowman

**NI 195.4: Improved street and environment cleanliness (levels of litter, detritus, graffiti and fly posting):  
(4) Fly-posting**



CAA Indicator (non-LAA)  
Department: ECC


*This is an annual indicator and the data will not be available until Quarter 4.*

Year: 2008/09	Q1	Q2	Q3	Q4
<b>Current</b> ●	N/A	N/A	N/A	
<b>Local Target</b> ■	[annual]	[annual]	[annual]	3
Last Reported	N/A	N/A	N/A	
Benchmark	N/A	N/A	N/A	
<b>Current Quartile</b>	N/A	N/A	N/A	

No estimated outturn is currently available for this indicator. This CAA indicator has a snapshot target measured by physical survey. No outturn for this indicator has yet been formally reported or published. Benchmarking and quartile information is not currently available for this indicator.

Unit: % ● Polarity: Low ● BFC Lead: Janet Dowman

**NI 196: Improved street and environmental cleanliness – fly tipping**



CAA Indicator (non-LAA)  
Department: ECC

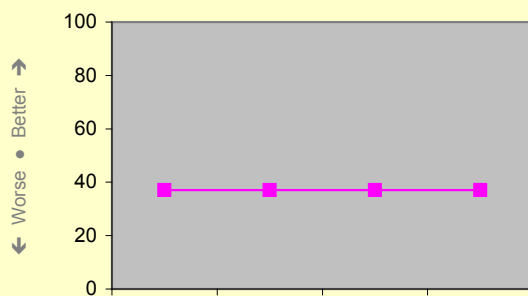
*This is an annual indicator and the data will not be available until Quarter 4.*

Year: 2008/09	Q1	Q2	Q3	Q4
<b>Current</b> ●	N/A	N/A	N/A	
<b>Local Target</b> ■	[annual]	[annual]	[annual]	2
Last Reported	N/A	N/A	N/A	
Benchmark	N/A	N/A	N/A	
<b>Current Quartile</b>	N/A	N/A	N/A	

No estimated outturn is currently available for this indicator. This CAA indicator has a snapshot (self-assessment) target measured by self-assessment. No outturn for this indicator has yet been formally reported or published. Benchmarking and quartile information is not currently available for this indicator.

Unit: Number ● Polarity: Low ● BFC Lead: Janet Dowman

**NI 197: Improved local biodiversity – proportion of local sites where positive conservation management has been or is being implemented**



CAA Indicator (non-LAA)  
Department: ECC

*As previously reported, prioritisation has taken place for the collating of baseline data, specifically the identification and targeting of key landowners and priority sites to support the Bracknell Forest Biodiversity Action Plan. Data for this indicator will be available in Quarter 4.*

Year: 2008/09	Q1	Q2	Q3	Q4
<b>Current</b> ●	N/A	N/A	N/A	
<b>Local Target</b> ■	37	37	37	37
Last Reported	N/A	N/A	N/A	
Benchmark	N/A	N/A	N/A	
<b>Current Quartile</b>	N/A	N/A	N/A	

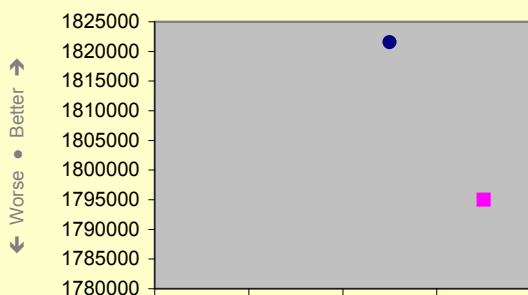
No estimated outturn is currently available for this indicator. This CAA indicator has a complex snapshot target measured by data snapshot. No outturn for this indicator has yet been formally reported or published. Benchmarking and quartile information is not currently available for this indicator.

Unit: % ● Polarity: High ● BFC Lead: Marlies Fell

Sustainable Community Strategy Priority 2c:  
Travelling around the Borough

LAA INDICATORS FOR PRIORITY 2C

NI 177: Local bus and light rail passenger journeys  
originating in the authority area



LAA INDICATOR (Designated)

Department: ECC


*This outturn is based on partial data only for the twelve months to 30 September 2008.*

Year: 2008/09	Q1	Q2	Q3	Q4
<b>Current</b> ●	N/A	N/A	<b>1821562</b>	
<b>LAA Target</b> ■	[annual]	[annual]	<b>[annual]</b>	1795000
Last Reported	N/A	N/A	1777281	
Benchmark	N/A	N/A	N/A	
<b>Current Quartile</b>	N/A	N/A	<b>N/A</b>	

The current estimate is based on latest available data which relates to an earlier period. This LAA (Designated) indicator has a cumulative target measured by data collection. The 'last reported' figure is from NI 177 2007/2008 (July 2008). Benchmarking and quartile information is not currently available for this indicator.

Unit: Number ● Polarity: High ● BFC Lead: Roger Cook

NI 198.1: Children travelling to school – mode of transport usually used: (1) Children aged 5-10 years  
(a) Travelling by car, including van or taxi (but excluding car share)



LAA INDICATOR (Designated)

Department: ECC


*The data for this indicator is collected annually and will be reported in Quarter 4.*

Year: 2008/09	Q1	Q2	Q3	Q4
<b>Current</b> ●	N/A	N/A	<b>N/A</b>	
<b>LAA Target</b> ■	[annual]	[annual]	<b>[annual]</b>	32
Last Reported	N/A	N/A	N/A	
Benchmark	N/A	N/A	N/A	
<b>Current Quartile</b>	N/A	N/A	<b>N/A</b>	

No estimated outturn is currently available for this indicator. This LAA (Designated) indicator has a complex snapshot target measured by data snapshot. No outturn for this indicator has yet been formally reported or published. Benchmarking and quartile information is not currently available for this indicator.

Unit: % ● Polarity: Low ● BFC Lead: Roger Cook

NI 198.7: Children travelling to school – mode of transport usually used: (2) Children aged 11-14 years  
(a) Travelling by car, including van or taxi (but excluding car share)



LAA INDICATOR (Designated)

Department: ECC

*The data for this indicator is collected annually and will be reported in Quarter 4.*

Year: 2008/09	Q1	Q2	Q3	Q4
<b>Current</b> ●	N/A	N/A	<b>N/A</b>	
<b>LAA Target</b> ■	[annual]	[annual]	<b>[annual]</b>	32
Last Reported	N/A	N/A	N/A	
Benchmark	N/A	N/A	N/A	
<b>Current Quartile</b>	N/A	N/A	<b>N/A</b>	

No estimated outturn is currently available for this indicator. This LAA (Designated) indicator has a complex snapshot target measured by data snapshot. No outturn for this indicator has yet been formally reported or published. Benchmarking and quartile information is not currently available for this indicator.

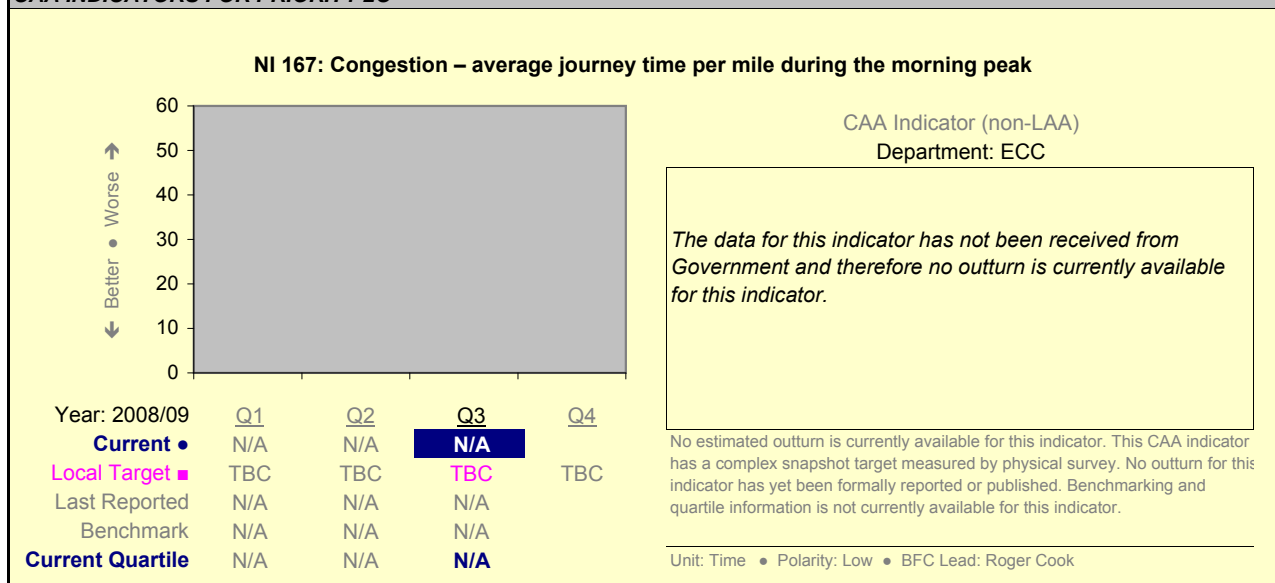
Unit: % ● Polarity: Low ● BFC Lead: Roger Cook




Action Plan for NI 198		Due Date	Owner	Comments
3.4.4	Encourage and assist all LEA schools to have a Travel Plan by 2010.	Mar 2009	ECC	✓ Three more LEA schools currently working towards a School Travel Plan for this year, leaving three remaining schools.
BFC X198.1	Deliver the Safe Routes to School programme in line with the Capital Programme.	Mar 2009	ECC	✓ Ongoing.
BFC X198.2	Promote secure cycle parking and facilities for cyclists in appropriate schools.	Mar 2011	ECC	✓ New roof installed for cycle shelter at Great Hollands primary school.
BFC X198.3	Investigate and develop new initiatives for school transport, such as car sharing and walking buses.	Mar 2011	ECC	✓ WOW walking incentive scheme continues. Walking bus project in development at Harmans Water primary school.
BFC X198.4	Work with partners to promote the health and environmental benefits of sustainable travel to school.	Mar 2011	ECC	✓ Walking promotion will be held as part of International Walk to School Month in October.

Operational Risks to NI 198		Owner	Progress on Mitigation Actions
BFC X198.1	Overall shortfall in resources to deliver measures identified in Travel Plans (NI 198). Mitigation: Continue with investment in Safe Routes to School programme.	ECC	Capital programme for the year has been agreed. Revised/New Risk: None.
BFC X198.2	Limits to effectiveness and value for money of measures for each school (NI 198). Mitigation: Prioritise and evaluate suggested measures.	ECC	Schools have been prioritised according to need, and full evaluation and consultation taken place. Revised/New Risk: None.
BFC X198.3	Maintain awareness year on year (NI 198). Mitigation: Build relationships with schools; continue with incentive schemes and Berkshire STEP reward scheme.	ECC	WOW incentive scheme rested during Autumn term, but Berkshire STEP award winners celebrated. Revised/New Risk: None.

#### CAA INDICATORS FOR PRIORITY 2C



### NI 168: Principal roads where maintenance should be considered



CAA Indicator (non-LAA)  
Department: ECC


*This is an annual indicator and the data will not be available until Q1 2009/10.*

Year: 2008/09	Q1	Q2	Q3	Q4
<b>Current</b> ●	N/A	N/A	N/A	
<b>Local Target</b> ■	N/A	[annual]	[annual]	[annual]
Last Reported	8	8	8	
Benchmark	3	3	3	
<b>Current Quartile</b>	N/A	N/A	N/A	

No estimated outturn is currently available for this indicator. This CAA indicator has a complex snapshot target measured by physical survey. The 'last reported figure is the BF 2007/08 BVPI 223 outturn. Benchmark is the 75th percentile in the 2007/08 dataset for UAs.

Unit: % • Polarity: Low • BFC Lead: Anthony Radford-Foley

### NI 169: Non-principal classified roads where maintenance should be considered



CAA Indicator (non-LAA)  
Department: ECC


*This information is available on an annual basis with the next data available in June 2009.*

Year: 2008/09	Q1	Q2	Q3	Q4
<b>Current</b> ●	N/A	N/A	N/A	
<b>Local Target</b> ■	[annual]	[annual]	[annual]	TBC
Last Reported	11	11	11	
Benchmark	4	4	4	
<b>Current Quartile</b>	N/A	N/A	N/A	

No estimated outturn is currently available for this indicator. This CAA indicator has a complex snapshot target measured by physical survey. The 'last reported figure is the BF 2007/08 BVPI 224a outturn. Benchmark is the 75th percentile in the 2007/08 dataset for UAs.

Unit: % • Polarity: Low • BFC Lead: Anthony Radford-Foley

### NI 175: Access to services and facilities by public transport, walking and cycling



CAA Indicator (non-LAA)  
Department: ECC

*This is an annual indicator with data provided by the Accessibility Analysis commissioned by BFC. This indicator replaces accessibility target LTP1 which measured access to services and facilities by public transport. These have previously been reported in tabled format and shown a number of households within 30-60 minutes of public transport.*

Year: 2008/09	Q1	Q2	Q3	Q4
<b>Current</b> ●	N/A	N/A	N/A	
<b>Local Target</b> ■	[annual]	[annual]	[annual]	TBC
Last Reported	N/A	N/A	250.875	
Benchmark	N/A	N/A	N/A	
<b>Current Quartile</b>	N/A	N/A	N/A	

No estimated outturn is currently available for this indicator. The 'last reported' figure is from the LTP 06-11 Progress Report (December 2008). Benchmarking and quartile information is not currently available for this indicator.

Unit: Varies • Polarity: Varies • BFC Lead: Roger Cook

**NI 176: Working age people with access to employment by public transport (and other specified modes)**



CAA Indicator (non-LAA)  
Department: ECC

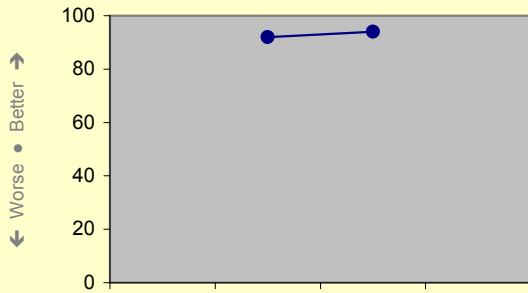
*The data for this indicator is produced annually by DFT and published on their statistics website. The indicator measures the percentage of people of working age (16-74) living within the catchment area of a location with more than 500 jobs by public transport, walking and cycling. BFC will not be required to undertake calculations.*

Year: 2008/09	Q1	Q2	Q3	Q4
<b>Current</b>	N/A	N/A	<b>N/A</b>	
<b>Local Target</b>	TBC	TBC	<b>TBC</b>	TBC
Last Reported	N/A	N/A	87.83	
Benchmark	N/A	N/A	89.38	
<b>Current Quartile</b>	N/A	N/A	<b>N/A</b>	

No estimated outturn is currently available for this indicator. This CAA indicator has a complex snapshot target measured by data snapshot. The 'last reported' figure is from DFT Website Statistics (May 2008). Benchmark is 75th percentile in the 2008 all-England dataset.

Unit: % • Polarity: High • BFC Lead: Roger Cook

**NI 178.1: Bus services running on time:  
(1) Proportion of non-frequent scheduled services on time**



CAA Indicator (non-LAA)  
Department: ECC

*This outturn has been updated for Quarters 2 and 3.*

Year: 2008/09	Q1	Q2	Q3	Q4
<b>Current</b>	N/A	92	<b>94</b>	
<b>Local Target</b>	TBC	TBC	<b>TBC</b>	TBC
Last Reported	N/A	91	91	
Benchmark	N/A	N/A	N/A	
<b>Current Quartile</b>	N/A	N/A	<b>N/A</b>	

The current estimate is based on latest available (incomplete) data. This CAA indicator has a complex snapshot target measured by physical survey. The 'last reported' figure is from Indicator LTP5/NI178 2007/08 (April 2008). Benchmarking and quartile information is not currently available for this indicator.

Unit: % • Polarity: High • BFC Lead: Roger Cook

**NI 178.2: Bus services running on time:  
(2) Excess waiting time for frequent services**



CAA Indicator (non-LAA)  
Department: ECC

*This indicator does not currently apply to Bracknell Forest as no services within the Borough meet the definition of "frequent".*

Year: 2008/09	Q1	Q2	Q3	Q4
<b>Current</b>	N/A	N/A	<b>N/A</b>	
<b>Local Target</b>	N/A	N/A	<b>N/A</b>	N/A
Last Reported	N/A	N/A	N/A	
Benchmark	N/A	N/A	N/A	
<b>Current Quartile</b>	N/A	N/A	<b>N/A</b>	

No estimated outturn is currently available for this indicator. This CAA indicator has a complex snapshot target measured by physical survey. No outturn for this indicator has yet been formally reported or published. Benchmarking and quartile information is not currently available for this indicator.


Unit: Time • Polarity: Low • BFC Lead: Roger Cook

**SUSTAINABLE COMMUNITY STRATEGY SECTION THREE:  
COHESIVE COMMUNITIES**

Sustainable Community Strategy Priority 3a:  
Engaged and Empowered Communities

**LAA INDICATORS FOR PRIORITY 3A**

**NI 1: Percentage of people who believe people from different backgrounds get on well together in their local area**



**LAA INDICATOR (Local)**

Department: CPS

*The outturn cited is early, unconfirmed weighted data from the 2008 Place Survey. The outturn will be confirmed, and some more context provided, in Quarter 4 reports.*

The current estimate is based on unvalidated current data. This LAA (Local) indicator has a snapshot target measured by survey. No outturn for this indicator has yet been formally reported or published. Benchmarking and quartile information is not currently available for this indicator.


Unit: % • Polarity: High • BFC Lead: Abby Thomas

**Action Plan for NI 1**

		<u>Due Date</u>	<u>Owner</u>	<u>Comments</u>
7.2.5	Implement actions in the "All of Us " Community Cohesion Strategy Implementation Plan.	As Implemntn Plan	CPS	✓ <i>Strategy published. Action Plan in operation.</i>
7.5.1	Progress the authority's level on the Equality Standard for Local Government to Level 3.	Mar 2009	CPS	✓ <i>Good progress is being made towards Level 3 on the existing Equality Standard. However, a new Equalities Framework will be introduced from January 2009, replacing the Local Government Equality Standard. The implications of this for the Council are being assessed. A new action plan will need to be developed when the Framework is published.</i>
7.5.2	Publicise ethnic community mapping data.	Mar 2008	CPS	✓ <i>Seminars held on this for elected Members, Bracknell Forest Partnership, and the Community Cohesion &amp; Engagement Working Group. Copies of mapping widely disseminated.</i>
7.5.3	Develop a strategy for ongoing updating ethnic community mapping.	Jul 2008	CPS	✓ <i>School and DWP data widely distributed.</i>
7.5.7	Implement the Disability Equality Scheme, the Gender Equality Scheme and the Race Equality Scheme actions due for completion in 2008/09, and progress those actions due for completion in later years.	Mar 2009 and ongoing	CPS CXO ECC SCL	✓ <i>CXO: All actions either complete or underway within identified time scales. CPS: Activities in plans underway. Full annual monitoring will be completed in Quarter 1 of 2009/10. ECC: All actions on target.</i>

Operational Risks to NI 1		Owner	Progress on Mitigation Actions
3.1	Limited staffing resources. Mitigation: Careful prioritisation. Use of agency staff or consultants where financial viable to address any shortfalls; this would be reviewed at DMT meetings.	CPS	Monthly review of staffing levels at DMT and 1:1's with DCS. Revised/New Risk: None.
7.1	Demographic and socio economic changes. Mitigation: Provision of good information.	CPS	Available information monitored. Revised/New Risk: None.
7.4	Increasing delivery of services through partnership arrangements. Mitigation: Monitoring of key service areas through PMR's and monthly budget monitoring.	CPS	Monthly monitoring. Revised/New Risk: None.

### NI 6: Participation in regular volunteering



#### LAA INDICATOR (Designated)

Department: CPS

*The outturn cited is early, unconfirmed weighted data from the 2008 Place Survey. The outturn will be confirmed, and some more context provided, in Quarter 4 reports.*

The current estimate is based on unvalidated current data. This LAA (Designated) indicator has a snapshot target measured by survey. No outturn for this indicator has yet been formally reported or published. Benchmarking and quartile information is not currently available for this indicator.

Unit: % • Polarity: High • BFC Lead: Abby Thomas

Year: 2008/09

Current •

LAA Target ■

Last Reported

Benchmark

Current Quartile

Q1

N/A

[annual]

N/A

N/A

N/A

Q2

N/A

[annual]

N/A

N/A

N/A

Q3

20.5

TBC

N/A

N/A

N/A

Q4

N/A

[annual]

N/A

N/A


N/A

Action Plan for NI 6		Due Date	Owner	Comments
BFVA 006.1	Centralise under BFVA volunteer centre partner volunteer schemes such as Take Pride, and provide support to recruiting special constables. Share and create weblinks where necessary.	Dec 2008	BFVA	✓ <i>Transfer almost complete, some improvement in web links still needed.</i>
BFVA 006.2	Raise awareness of volunteering through various media including Community TV and through other outlets including libraries, Job Centre, and sports and leisure centres. Regular pages in local press and Town and Country with profiles of organisations and case studies of volunteers.	Ongoing	BFVA	✓ <i>Community TV volunteering "spot" through Quarter 3 resulted in three new volunteers. Regular articles in Bracknell Standard agreed for 2009; already in Forest Views and going in to Town &amp; Country next issue. Event booked for Princess Square on 19 January.</i>
BFVA 006.3	Give presentations at pre-retirement/redundancy seminars.	Ongoing	BFVA	✓ <i>One completed for BFC.</i>
BFVA 006.4	Introduce Annual Volunteer awards (possibly during Volunteer Week).	Jun 2009	BFVA	✓ <i>Still looking for sponsor.</i>
BFVA 006.5	Improve support to organisations to enable them to "self recruit" and retain volunteers, by updating policy and guidance for volunteering.	Jun 2009	BFVA	✓ <i>Ongoing.</i>
BFVA 006.6	Explore and develop, as appropriate, employee volunteering schemes amongst Bracknell Forest Partnership members.	Ongoing	BFVA	✓ <i>Ongoing, with progress made through Community Cohesion Strategy Working Group.</i>

Operational Risks to NI 6		Owner	Progress on Mitigation Actions
BFVA 006.1	Capacity to fulfil actions and to be proactive enough (NI 6). Mitigation: Ten hours' administrative support already in place to allow coordinator to be more proactive. Also encouraging in-house volunteering to support service.	BFVA	No change to the risk this quarter. Revised/New Risk: None.
BFVA 006.2	Economic climate may have a detrimental effect on recruitment as people seek increased work hours or second jobs to pay for rising costs (NI 6). Mitigation: Attempt to turn into a positive by working with Job Centre and other agencies and by holding redundancy seminars.	BFVA	No change to the risk this quarter. Revised/New Risk: None.

### CAA INDICATORS FOR PRIORITY 3A

#### NI 2: Percentage of people who feel that they belong to their neighbourhood




CAA Indicator (non-LAA)  
Department: CPS

*The outturn cited is early, unconfirmed weighted data from the 2008 Place Survey. The outturn will be confirmed, and some more context provided, in Quarter 4 reports.*

The current estimate is based on unvalidated current data. This CAA indicator has a snapshot target measured by survey. No outturn for this indicator has yet been formally reported or published. Benchmarking and quartile information is not currently available for this indicator.

Unit: % • Polarity: High • BFC Lead: Abby Thomas

#### NI 3: Civic participation in the local area



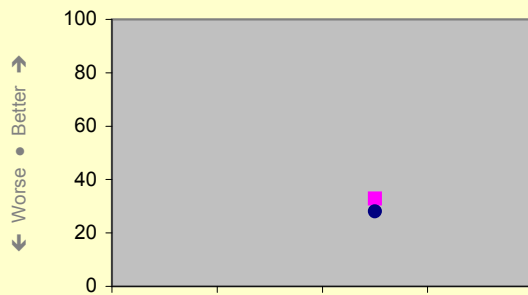
CAA Indicator (non-LAA)  
Department: CPS

*The outturn cited is early, unconfirmed weighted data from the 2008 Place Survey. The outturn will be confirmed, and some more context provided, in Quarter 4 reports.*

The current estimate is based on unvalidated current data. This CAA indicator has a snapshot target measured by survey. No outturn for this indicator has yet been formally reported or published. Benchmarking and quartile information is not currently available for this indicator.

Unit: % • Polarity: High • BFC Lead: Abby Thomas

### NI 4: Percentage of people who feel they can influence decisions in their locality



CAA Indicator (non-LAA)  
Department: CPS CXO

✘


*The outturn cited is early, unconfirmed weighted data from the 2008 Place Survey. The outturn will be confirmed, and some more context provided, in Quarter 4 reports.*

Year: 2008/09	Q1	Q2	Q3	Q4
<b>Current</b> ●	N/A	N/A	28.1	
<b>Local Target</b> ■	[annual]	[annual]	32.9	[annual]
Last Reported	N/A	N/A	N/A	
Benchmark	N/A	N/A	N/A	
<b>Current Quartile</b>	N/A	N/A	N/A	

The current estimate is based on unvalidated current data. This CAA indicator has a snapshot target measured by survey. No outturn for this indicator has yet been formally reported or published. Benchmarking and quartile information is not currently available for this indicator.

Unit: % • Polarity: High • BFC Lead: Abby Thomas

### NI 7: Environment for a thriving third sector



CAA Indicator (non-LAA)  
Department: CXO


*This indicator is measured by a new survey of VCS organisations run by the Cabinet Office which asks about the positive or negative influence of the LA on the third sector. The outturn of 21.8% positive responses is among the best in the country; the national figure is 16.2%. Bracknell Forest is also in joint-first place nationally for "very positive" responses (4%).*

Year: 2008/09	Q1	Q2	Q3	Q4
<b>Current</b> ●	N/A	N/A	21.8	
<b>Local Target</b> ■	[annual]	[annual]	TBC	[annual]
Last Reported	N/A	N/A	21.8	
Benchmark	N/A	N/A	N/A	
<b>Current Quartile</b>	N/A	N/A	Best	

The current figure uses validated final data. This CAA indicator has a snapshot target measured by survey. The 'last reported' figure is from the Office of the Third Sector (January 2009). Benchmarking information is not currently available for this indicator.

Unit: % • Polarity: High • BFC Lead: David Clifford

### NI 13: Migrants' English language skills and knowledge



CAA Indicator (non-LAA)  
Department: SCL

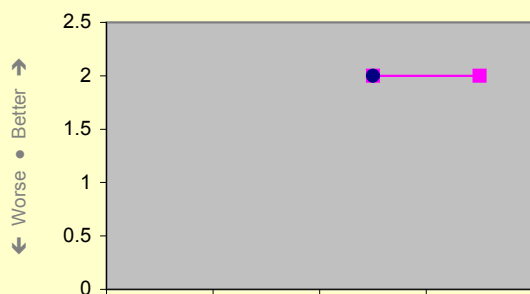
*BFC (SCL) does not record input data relating to activity. National/locally extrapolated data sets are to be published annually; the LSC are, as yet, unable to confirm the publication date.*

Year: 2008/09	Q1	Q2	Q3	Q4
<b>Current</b> ●	N/A	N/A	TBC	
<b>Local Target</b> ■	TBC	TBC	TBC	TBC
Last Reported	N/A	N/A		
Benchmark	N/A	N/A		
<b>Current Quartile</b>	N/A	N/A		

No estimated outturn is currently available for this indicator. This CAA indicator has a complex cumulative target measured by data collection. No outturn for this indicator has yet been formally reported or published. Benchmarking and quartile information is not currently available for this indicator.

Unit: % • Polarity: High • BFC Lead: David Jones

### NI 35: Building resilience to violent extremism



CAA Indicator (non-LAA)  
Department: CXO


*The figure cited is an average of our self-assessment on each of the four workstreams in the national 'Prevent' strategy. The Council has good links with the Bracknell Islamic Cultural Society, with an ongoing series of meetings. A schools information package has been purchased, and presentations on 'Prevent' will be delivered to managers throughout BFC in early 2009.*

Year: 2008/09	Q1	Q2	Q3	Q4
<b>Current</b> ●	N/A	N/A	<b>2</b>	
<b>Local Target</b> ■	N/A	N/A	<b>2</b>	2
Last Reported	N/A	N/A	N/A	
Benchmark	N/A	N/A	N/A	
<b>Current Quartile</b>	N/A	N/A	<b>N/A</b>	

The current estimate is based on unvalidated current data. This CAA indicator has a snapshot (self-assessment) target measured by self-assessment. No outturn for this indicator has yet been formally reported or published. Benchmarking and quartile information is not currently available for this indicator.

Unit: Scale 1-5 • Polarity: High • BFC Lead: Ian Boswell

### NI 44: Ethnic composition of offenders on Youth Justice System disposals



CAA Indicator (non-LAA)  
Department: SCL

*No target set as number too small.*

Year: 2008/09	Q1	Q2	Q3	Q4
<b>Current</b> ●	N/A	N/A	<b>N/A</b>	
<b>Local Target</b> ■	N/A	N/A	<b>N/A</b>	N/A
Last Reported	N/A	N/A	N/A	
Benchmark	N/A	N/A	N/A	
<b>Current Quartile</b>	N/A	N/A	<b>N/A</b>	


No estimated outturn is currently available for this indicator. This CAA indicator has a complex cumulative target measured by data collection. No outturn for this indicator has yet been formally reported or published. Benchmarking and quartile information is not currently available for this indicator.

Unit: % • Polarity: Low • BFC Lead: Karen Roberts

### Sustainable Community Strategy Priority 3b: Enjoying Life

#### LAA INDICATORS FOR PRIORITY 3B

### NI 5: Overall/general satisfaction with local area



LAA INDICATOR (Designated)  
Department: CXO

*The outturn cited is early, unconfirmed weighted data from the 2008 Place Survey. The outturn will be confirmed, and some more context provided, in Quarter 4 reports.*

Year: 2008/09	Q1	Q2	Q3	Q4
<b>Current</b> ●	N/A	N/A	<b>83.5</b>	
<b>LAA Target</b> ■	[annual]	[annual]	<b>TBC</b>	[annual]
Last Reported	N/A	N/A	N/A	
Benchmark	N/A	N/A	N/A	
<b>Current Quartile</b>	N/A	N/A	<b>N/A</b>	

The current estimate is based on unvalidated current data. This LAA (Designated) indicator has a snapshot target measured by survey. No outturn for this indicator has yet been formally reported or published. Benchmarking and quartile information is not currently available for this indicator.

Unit: % • Polarity: High • BFC Lead: Belinda Clack



<b>Action Plan for NI 5</b>		<u>Due Date</u>	<u>Owner</u>	<u>Comments</u>
10.4.6	Co-ordinate R&R activities across the Council.	Ongoing	CPS	✓ Corporate R&R activities being implemented.
10.2.18	Conduct the new 'Place Survey'.	Dec 2008	CXO	✓ On track, survey return rate exceeded that required. Results due mid-February 2009.
2.5.1	Implement programme of improvement projects in the parks and countryside.	Mar 2009	ECC	✓ Executive Work Programme in for next phase of improvement projects. Breathing Places (Heritage Lottery Fund) funding for two sites.
6.5.1	Commission new youth facilities.	Dec 2008	SCL	✓ A partnership application has been made to BLF for MyPlace funding for the Wayz. The next stage in this process will be announced nationally in February 2009. Research has been conducted for future provision in the South Bracknell area and draft proposals have been discussed with the Portfolio Holder for Children & Young People. The needs of the young people have been raised and logged within the masterplan for Great Hollands. Active consideration is being given to providing a young people's space in the town centre given the effect of the economic downturn on the town centre regeneration project.
6.5.2	Develop the integrated youth support arrangements into an effective mechanism for providing support for young people.	Mar 2009	SCL	✓ A package of IYS workshops have been held for strategic managers and practitioners to scope out and plan the way forward for an effective IYS framework, including a robust TYS delivery. An action plan with SMART targets is being drafted for delivery over the next 18 months.
4.2.1	Increase the frequency of cleaning the main de-regulated road network in the Borough.	Apr 2008	ECC	✓ Completed. Insufficient money for a general increase in frequency of cleaning. Funding one-off and targeted to worst areas.
4.3.1	Implement action plan that coordinates departmental activity in relation to litter, dumped rubbish, etc.	Apr 2008	ECC	✓ Work continues and the levels of dumping as reported to the CDRP Group have shown a decline. Specific areas are now being targeted using camera technology.
7.2.2	Increase engagement in and awareness of democratic processes among members of the public, including young people through Local Democracy Week activities; enhancing the democracy and governance web pages; and facilitating neighbourhood forums.	Oct 2008	CPS	✓ Complete. Two events successfully delivered for Local Democracy Week. The annual Neighbourhood Forums met and a round of Neighbourhood Action Groups was successfully supported throughout November/December.
7.2.8	Develop a corporate engagement framework and refresh Community Engagement Strategy.	Mar 2009	CPS	✓ The draft Community Engagement Strategy is out to consultation.
BFC X005.1	Support community groups litter picking through Take Pride.	Ongoing	CXO	Work on Take Pride is ongoing after having been transferred to the Community Engagement and Equalities team (Corporate Services Department).
<b>Operational Risks to NI 5</b>			<u>Owner</u>	<u>Progress on Mitigation Actions</u>
BFC X005.1	Economic downturn adversely affects satisfaction (NI 5). Mitigation: Mitigation to be covered by BFP strategic risk work.		CXO	No change to the risk this quarter. Revised/New Risk: None.

**CAA INDICATORS FOR PRIORITY 3B**

**NI 9: Use of public libraries**



CAA Indicator (non-LAA)  
Department: ECC

*IPSOS Mori have undertaken an Active People booster survey during 2008 to provide baseline data. Local data will be available in June 2009 for the number of physical and web based visits.*

Year: 2008/09	Q1	Q2	Q3	Q4
<b>Current</b> ●	N/A	N/A	N/A	
<b>Local Target</b> ■	TBC	TBC	TBC	TBC
Last Reported	N/A	N/A	N/A	
Benchmark	N/A	N/A	N/A	
<b>Current Quartile</b>	N/A	N/A	N/A	

No estimated outturn is currently available for this indicator. This CAA indicator has a snapshot target measured by survey. No outturn for this indicator has yet been formally reported or published. Benchmarking and quartile information is not currently available for this indicator.

Unit: % • Polarity: High • BFC Lead: Bob Hine

**NI 10: Visits to museums and galleries**



CAA Indicator (non-LAA)  
Department: ECC


*This indicator is measured by the national Active People survey, which is not conducted by local authorities. IPSOS Mori undertook a "booster" survey during 2008 to provide some local baseline data, from which the first results will be available in June 2009.*

Year: 2008/09	Q1	Q2	Q3	Q4
<b>Current</b> ●	N/A	N/A	N/A	
<b>Local Target</b> ■	TBC	TBC	TBC	TBC
Last Reported	N/A	N/A	N/A	
Benchmark	N/A	N/A	N/A	
<b>Current Quartile</b>	N/A	N/A	N/A	

No estimated outturn is currently available for this indicator. This CAA indicator has a snapshot target measured by survey. No outturn for this indicator has yet been formally reported or published. Benchmarking and quartile information is not currently available for this indicator.

Unit: % • Polarity: High • BFC Lead: Lynne Dick

**NI 11: Engagement in the arts**



CAA Indicator (non-LAA)  
Department: ECC

*This indicator is measured by the national Active People survey, which is not conducted by local authorities. IPSOS Mori undertook a "booster" survey during 2008 to provide some local baseline data, from which the first results will be available in June 2009.*

Year: 2008/09	Q1	Q2	Q3	Q4
<b>Current</b> ●	N/A	N/A	N/A	
<b>Local Target</b> ■	TBC	TBC	TBC	TBC
Last Reported	N/A	N/A	N/A	
Benchmark	N/A	N/A	N/A	
<b>Current Quartile</b>	N/A	N/A	N/A	

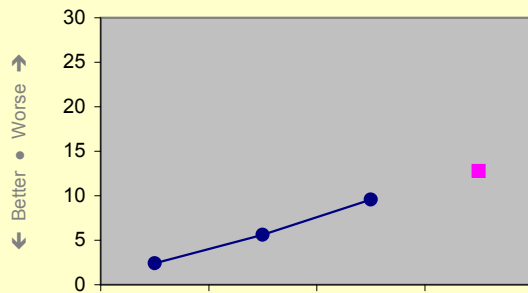
No estimated outturn is currently available for this indicator. This CAA indicator has a snapshot target measured by survey. No outturn for this indicator has yet been formally reported or published. Benchmarking and quartile information is not currently available for this indicator.

Unit: % • Polarity: High • BFC Lead: Lynne Dick

Sustainable Community Strategy Priority 3c:  
Being and Feeling Safer

LAA INDICATORS FOR PRIORITY 3C

NI 16: Serious acquisitive crime rate (per 1,000 population)



LAA INDICATOR (Designated)

Department: CXO

Outturns cited are cumulative YTD. Rate based on mid-2007 population estimates (113,549) published December 2008. (Mid-2006 estimate stood at 112,205.)

The current figure uses validated final data. This LAA (Designated) indicator has a cumulative target measured by data collection. No outturn for this indicator has yet been formally reported or published. Benchmarking and quartile information is not currently available for this indicator.

Year: 2008/09	Q1	Q2	Q3	Q4
<b>Current</b>	2.41	5.6	<b>9.56</b>	12.76
<b>LAA Target</b>	[annual]	[annual]	<b>[annual]</b>	
Last Reported	N/A	N/A	N/A	
Benchmark	N/A	N/A	N/A	
<b>Current Quartile</b>	N/A	N/A	<b>N/A</b>	

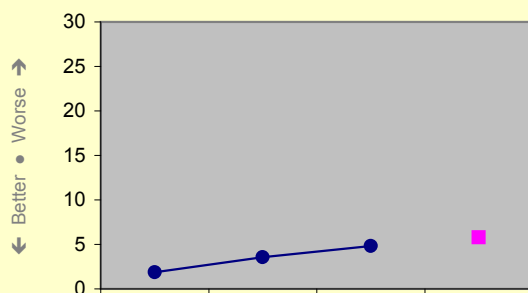
Unit: Rate per 1,000 • Polarity: Low • BFC Lead: Ian Boswell

Action Plan for NI 16

		Due Date	Owner	Comments
TVP 016.1	Comprehensive burglary reduction strategy.	Ongoing	TVP	✓ The LPA employs a reduction strategy that places burglary as the number one priority, linking enforcement, intelligence and prevention. The DI on the Priority Crime Team owns burglary dwellings. Reduction efforts are concentrated in the areas of most need and likely areas of displacement. Cross-border work continues with bordering authorities in terms of enforcement in support of reduction work.
TVP 016.2	Comprehensive vehicle crime strategy.	Ongoing	TVP	✓ The LPA employs a reduction strategy that places auto crime as the second priority, however it sits within the priority of serious acquisitive crime. The DI on the Priority Crime Team owns auto crime. Reduction efforts are concentrated in the areas of most need and likely areas of displacement. Neighbourhood Policing Teams provide the majority of high-visibility reduction efforts, and multi-agency communications are utilised to promote reduction messages.
TVP 016.3	Knife crime initiative to combat robbery.	Ongoing	TVP	✓ Doing presentation to Year 11 and 12 at a local school, and one with a group with special educational needs is scheduled for February. Completed one test purchase operation and three more are planned in partnership with Bracknell Forest Council. Group work with the whole of Year 7 at another local school in March. The rest of the school has had an input. Year 5 and 6 at Great Hollands Primary School will have a briefing also in response to a specific incident. This year the Junior Citizen theme is going to be knife crime. Police knife arches have been deployed to a local nightclub and local pubs.

Operational Risks to NI 16		Owner	Progress on Mitigation Actions
TVP 016.1	Economic situation impacts upon crime levels, increasing SAC crime types (NI 16). Mitigation: Offender management. Partnership tasking and effective information sharing.	TVP	Revised/New Risk:
TVP 016.2	Metropolitan Police recruitment of police officers from local area (NI 16). Mitigation: Implementation of TVP retention policy.	TVP	Revised/New Risk:
TVP 016.3	BFC and TVP unable to develop ANPR system for Bracknell Forest (NI 16). Mitigation: BFC/TVP to identify and prioritise funding.	TVP	Revised/New Risk:

#### NI 20: Assault with injury crime rate



#### LAA INDICATOR (Designated)

Department: CXO

Outturns cited are cumulative YTD. Rate based on mid-2007 population estimates (113,549) published December 2008. (Mid-2006 estimate stood at 112,205.)


The current figure uses validated final data. This LAA (Designated) indicator has a cumulative target measured by data collection. No outturn for this indicator has yet been formally reported or published. Benchmarking and quartile information is not currently available for this indicator.

Unit: Rate per 1,000 • Polarity: Low • BFC Lead: Ian Boswell

Action Plan for NI 20		Due Date	Owner	Comments
TVP 020.1	Target problem licensed premises.	Ongoing	TVP	✓ Completed under-age test purchases and four premises failed. The DPS of all these premises have been invited in for a meeting to discuss. Another test purchase planned for February and April, which are all targeted premises and which will include re-visits to those who failed in the last round. This is in partnership with Bracknell Forest Council. All pubs are visited if any incidents occur and necessary actions are undertaken.
TVP 020.2	Implement schools programme in red schools.	Ongoing	TVP	✓ We have three priority schools under the Safer Schools Partnership. These schools are covered by two SSP officers. They are engaged in investigating incidents, patrolling and providing preventative inputs as necessary.
TVP 020.3	Carry out police and partnership operations as required by crime trend.	Ongoing	TVP	✓ Partnership operations are undertaken with a good level of co-operation. The main area restricting this work is suitable funding and human resource.
TVP 020.4	Restorative Approaches in Neighbourhoods (RAiN).	Jan 2009	TVP	✗ RAiN administrator now employed and RAiN interventions from Thames Valley employees are on the increase. No partnership RAiN returns have yet been received.

Operational Risks to NI 20		Owner	Progress on Mitigation Actions	
TVP 020.1	Slippage of roll-out for RAIN (NI 20). Mitigation: Formal project board.	TVP	Revised/New Risk:	
TVP 020.2	Assault rate at Broadmoor escalates (NI 20). Mitigation: Patient management plans by Broadmoor hospital.	TVP	Revised/New Risk:	
<b>NI 21: Dealing with local concerns about anti-social behaviour and crime by the local council and police</b>				
		<b>LAA INDICATOR (Designated)</b> Department: CXO		
<p>The outturn cited is early, unconfirmed weighted data from the 2008 Place Survey. The outturn will be confirmed, and some more context provided, in Quarter 4 reports.</p>		<p>The current estimate is based on unvalidated current data. This LAA (Designated) indicator has a snapshot target measured by survey. No outturn for this indicator has yet been formally reported or published. Benchmarking and quartile information is not currently available for this indicator.</p>		
Year: 2008/09	Q1	Q2	Q3	Q4
<b>Current</b>	N/A	N/A	<b>26.2</b>	
<b>LAA Target</b>	[annual]	[annual]	<b>TBC</b>	[annual]
Last Reported	N/A	N/A	N/A	
Benchmark	N/A	N/A	N/A	
<b>Current Quartile</b>	N/A	N/A	<b>N/A</b>	
Unit: TBC • Polarity: TBC • BFC Lead: Ian Boswell				
Action Plan for NI 21		Due Date	Owner	Comments
TVP 021.1	Implementation of Community Television.	Oct 2008	TVP	✓ <i>Implemented.</i>
TVP 021.2	Focused ASB intervention in the most effective neighbourhoods.	Ongoing	TVP	✓ <i>The ASB working group is held with partners and offenders, and actions against them are discussed. There is also input into the PPO meetings. Test purchases have been carried out focusing on knife and alcohol sales. There is an ASB input in Op Lion Cub and regular liaison with the NH teams. Use of the red/yellow card scheme was adopted and ABCs and ASBOs are implemented where necessary.</i>
TVP 021.3	Focused ASB interventions on named offenders and families.	Ongoing	TVP	
TVP 021.4	Implementation of RAIN.	Jan 2009	TVP	✗ <i>RAIN administrator now employed and RAIN interventions from Thames Valley employees are on the increase. No partnership RAIN returns have yet been received.</i>
TVP 021.5	Continued work on police operations (Op Lion Cub and Larger Lout).	Ongoing	TVP	✓ <i>Operation Lion Cub continues to be implemented and will be re-assessed prior to the seasonal rise in ASB in the Spring. Close links with the ASB officer remain. Further links need to be made at the ASB Working Group.</i>
Operational Risks to NI 21		Owner	Progress on Mitigation Actions	
TVP 021.1	ASB working group fails to deliver proportionate responses (NI 21). Mitigation: Monitoring by CDRP.	TVP	Revised/New Risk:	

### NI 32: Repeat incidents of domestic violence



**LAA INDICATOR (Designated)**  
Department: CXO


*The final technical definition of this indicator has not yet been published by the Department of Communities and Local Government (CLG). It is thus not yet clear where data will be sourced from (whether from local authorities or from a central government department or agency), or how frequently data will be available.*

Year: 2008/09	Q1	Q2	Q3	Q4
<b>Current</b> ●	N/A	N/A	N/A	
<b>LAA Target</b> ■	TBC	TBC	TBC	TBC
Last Reported	N/A	N/A	N/A	
Benchmark	N/A	N/A	N/A	
<b>Current Quartile</b>	N/A	N/A	N/A	

Unit: TBC ● Polarity: TBC ● BFC Lead: Ian Boswell

No action plan is available for NI 32 because the indicator's final technical definition has not yet been published.

### NI 38: Drug-related (class A) offending rate



**LAA INDICATOR (Designated)**  
Department: CXO


*The final technical definition of this indicator has not yet been published by the Department of Communities and Local Government (CLG). It is thus not yet clear where data will be sourced from (whether from local authorities or from a central government department or agency), or how frequently data will be available.*

Year: 2008/09	Q1	Q2	Q3	Q4
<b>Current</b> ●	N/A	N/A	N/A	
<b>LAA Target</b> ■	TBC	TBC	TBC	TBC
Last Reported	N/A	N/A	N/A	
Benchmark	N/A	N/A	N/A	
<b>Current Quartile</b>	N/A	N/A	N/A	

Unit: TBC ● Polarity: TBC ● BFC Lead: Ian Boswell

No action plan is available for NI 38 because the indicator's final technical definition has not yet been published.

### NI 41: Perceptions of drunk or rowdy behaviour as a problem



**LAA INDICATOR (Designated)**  
Department: CXO

*The outturn cited is early, unconfirmed weighted data from the 2008 Place Survey. The outturn will be confirmed, and some more context provided, in Quarter 4 reports.*

Year: 2008/09	Q1	Q2	Q3	Q4
<b>Current</b> ●	N/A	N/A	25.5	
<b>LAA Target</b> ■	[annual]	[annual]	TBC	[annual]
Last Reported	N/A	N/A	N/A	
Benchmark	N/A	N/A	N/A	
<b>Current Quartile</b>	N/A	N/A	N/A	

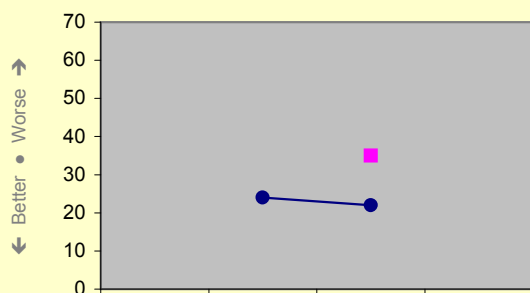
The current estimate is based on unvalidated current data. This LAA (Designated) indicator has a snapshot target measured by survey. No outturn for this indicator has yet been formally reported or published. Benchmarking and quartile information is not currently available for this indicator.

Unit: TBC ● Polarity: Low ● BFC Lead: Ian Boswell

Action Plan for NI 41		Due Date	Owner	Comments
TVP 041.1	Implement Community Television.	Oct 2008	TVP	✓ Implemented.
TVP 041.2	Continue work on police operations (Op Lion Cub and Lager Lout).	Ongoing	TVP	✓ Operation Lion Cub continues to be implemented and will be re-assessed prior to the seasonal rise in ASB in the Spring. Close links with the ASB officer remain. Further links need to be made at the ASB Working Group.
BFC X041.3	Test purchasing operations for underage alcohol sales.	Ongoing	ECC	✓ Programme continuing.
TVP 041.4	Neighbourhood Policing to target hotspots.	Ongoing	TVP	✓ Hotspots are targeted through police tasking in terms of ASB crime and specific neighbourhood priorities.

Operational Risks to NI 41		Owner	Progress on Mitigation Actions
TVP 041.1	Resources unable to meet demand (NI 41). Mitigation: Partnership tasking to prioritise workload.	TVP	Revised/New Risk:

#### NI 47: People killed or seriously injured in road traffic accidents



Year: 2008/09	Q1	Q2	Q3	Q4
<b>Current</b> ●	N/A	24	<b>22</b>	N/A
<b>LAA Target</b> ■	[annual]	[annual]	<b>35</b>	[annual]
Last Reported	N/A	N/A	N/A	N/A
Benchmark	N/A	N/A	N/A	N/A
<b>Current Quartile</b>	N/A	N/A	<b>N/A</b>	N/A

**LAA INDICATOR (Designated)**  
Department: ECC

✓

The Quarter 3 figure represents performance for the rolling 12 months up to the end of October 2008. Current performance exceeds target.

The current estimate is based on latest available (incomplete) data. This LAA (Designated) indicator has a complex cumulative target measured by data collection. Benchmarking and quartile information is not currently available for this indicator.

Unit: % ● Polarity: Low ● BFC Lead: Roger Cook

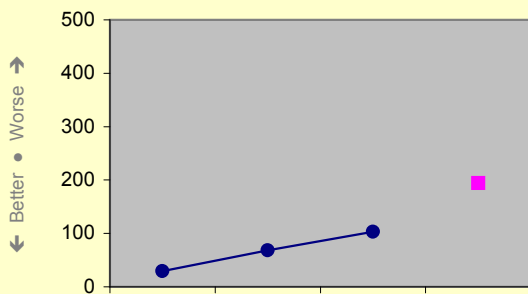
Action Plan for NI 47		Due Date	Owner	Comments
BFC X047.1	Identify and implement improvements to the highway aimed at tackling injury accidents (linked to Road Safety Plan 2008).	Mar 2009	ECC	✓ Six Local Safety Schemes feature in the 2008/09 Traffic & Safety construction programme. Works are due to be completed by end of March 2009. Future schemes for 2009/10 are currently being identified.
BFC X047.2	Deliver a multi-targeted programme of Road Safety Education, Training and Publicity (ETP) to key vulnerable groups (linked to Road Safety Plan 2008).	Mar 2009	ECC	✓ The priority Education, Training and Publicity (ETP) themes, featured in the 2008 Road Safety Plan, continue to be implemented. Strategies for hard-to-reach vulnerable groups are being developed (i.e. elderly).
BFC X047.3	BFC to work in partnership with TVP on issues of enforcement of highway law (BFC action).	Mar 2009	ECC	✓ Liaison with Thames Valley Police Roads Policing Department continues. TVP consulted on all Traffic Regulation Orders promoted by BFC.

Operational Risks to NI 41		Owner	Progress on Mitigation Actions
BFC X047.1	Anomalous increase in casualty statistics (NI 47). Mitigation: [None.]	ECC	Revised/New Risk: None.
BFC X047.2	Shortage of staff resources affecting programme delivery (NI 47). Mitigation: Early response to recruitment needs. Identification of consultant support options.	ECC	Revised/New Risk: None.



BFC X047.3	Reduced funding for future programmes (NI 47). Mitigation: Monitoring of revenue/capital budget setting process.	ECC	Revised/New Risk: None.
------------	---	-----	-------------------------

**NI 49.1: Number of primary fires and related fatalities/casualties (excl precautionary checks):**  
**(1) Total number of primary fires per 100,000 population**



**LAA INDICATOR (Designated)**

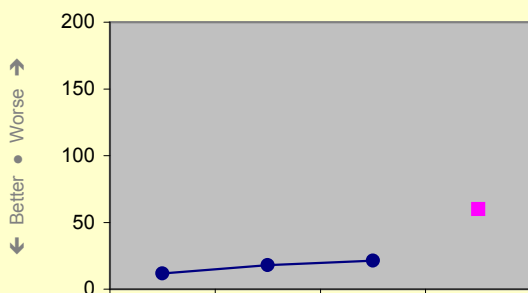
Department: CXO

*RBFRS has developed risk maps to target work in the higher risk areas. Increasing numbers of home fire safety checks are being carried out in high risk areas. RBFRS is working with partners to better identify the locations of vulnerable people so that safety advice and fire safety checks can be offered. RBFRS continues to engage with young people to provide safety information.*

The current figure uses validated final data. This LAA (Designated) indicator has a complex cumulative target measured by data collection. No outturn for this indicator has yet been formally reported or published. Benchmarking and quartile information is not currently available for this indicator.

Unit: Rate • Polarity: Low • BFC Lead: Ian Boswell

**NI 49.2: Number of primary fires and related fatalities/casualties (excl precautionary checks):**  
**(2) Total number of dwelling fires per 100,000 population**



**LAA INDICATOR (Designated)**

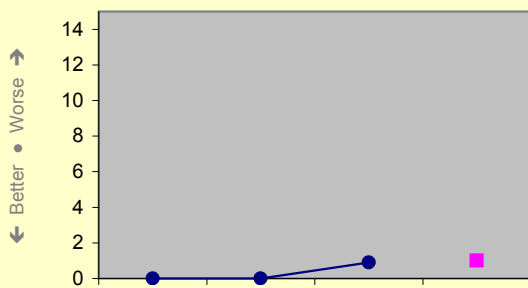
Department: CXO

*RBFRS has developed risk maps to target work in the higher risk areas. Increasing numbers of home fire safety checks are being carried out in high risk areas. RBFRS is working with partners to better identify the locations of vulnerable people so that safety advice and fire safety checks can be offered. RBFRS continues to engage with young people to provide safety information.*

The current figure uses validated final data. This LAA (Designated) indicator has a complex cumulative target measured by data collection. No outturn for this indicator has yet been formally reported or published. Benchmarking and quartile information is not currently available for this indicator.

Unit: Rate • Polarity: Low • BFC Lead: Ian Boswell

**NI 49.3: Number of primary fires and related fatalities/casualties (excl precautionary checks):**  
**(3) Total number of fatalities due to dwelling fires per 100,000 population**



**LAA INDICATOR (Designated)**

Department: CXO

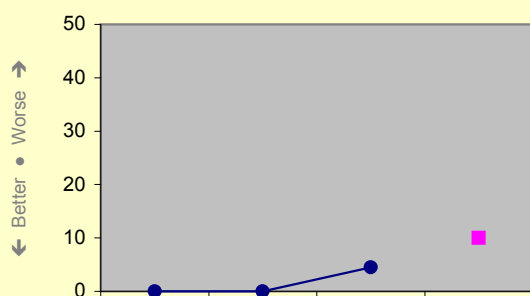
*RBFRS has developed risk maps to target work in the higher risk areas. Increasing numbers of home fire safety checks are being carried out in high risk areas. RBFRS is working with partners to better identify the locations of vulnerable people so that safety advice and fire safety checks can be offered. RBFRS continues to engage with young people to provide safety information.*

The current figure uses validated final data. This LAA (Designated) indicator has a complex cumulative target measured by data collection. No outturn for this indicator has yet been formally reported or published. Benchmarking and quartile information is not currently available for this indicator.

Unit: Rate • Polarity: Low • BFC Lead: Ian Boswell



**NI 49.4: Number of primary fires and related fatalities/casualties (excl precautionary checks):  
(4) Total number of non-fatal casualties per 100,000 population**



**LAA INDICATOR (Designated)**

Department: CXO

✓  
*RBFRS has developed risk maps to target work in the higher risk areas. Increasing numbers of home fire safety checks are being carried out in high risk areas. RBFRS is working with partners to better identify the locations of vulnerable people so that safety advice and fire safety checks can be offered. RBFRS continues to engage with young people to provide safety information.*

The current figure uses validated final data. This LAA (Designated) indicator has a complex cumulative target measured by data collection. No outturn for this indicator has yet been formally reported or published. Benchmarking and quartile information is not currently available for this indicator.

Year: 2008/09

Current ●

LAA Target ■ [annual] [annual] **4.495** [annual] 10

Last Reported N/A N/A N/A N/A

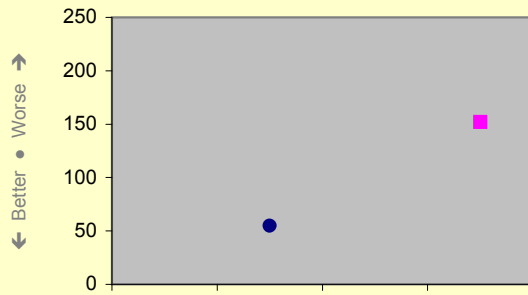
Benchmark N/A N/A N/A N/A

Current Quartile N/A N/A N/A N/A

Unit: Rate ● Polarity: Low ● BFC Lead: Ian Boswell

<b>Action Plan for NI 49</b>		<u>Due Date</u>	<u>Owner</u>	<u>Comments</u>
FRS 049.1	Carry out arson audits of neighbourhoods and high-risk buildings.	Jan 1900	RBFRS	
FRS 049.2	Implement information sharing amongst partners to reduce (and detect) arson.	Jan 1900	RBFRS	
FRS 049.3	Provide young firesetter intervention service.	Jan 1900	RBFRS	
FRS 049.4	Deliver Hot Streets programme to deliver home fire risk checks.	Jan 1900	RBFRS	
FRS 049.5	Improve referrals for home fire risk checks (e.g. through Safe at Home scheme).	Jan 1900	RBFRS	
FRS 049.6	Deliver safety education to young people.	Jan 1900	RBFRS	
FRS 049.7	Deliver youth engagement schemes and positive activities for young people.	Jan 1900	RBFRS	
FRS 049.8	Provide safety information to businesses and residents.	Jan 1900	RBFRS	
FRS 049.9	Increase community engagement in partnership.	Jan 1900	RBFRS	
8.4.1	Run the Speedwatch programme and develop effective measures for success.	Jan 1900	CPS	✓ <i>BFVA are recruiting volunteers for the schemes.</i>
<b>Operational Risks to NI 49</b>			<u>Owner</u>	<u>Progress on Mitigation Actions</u>
FRS 049.1	Professional risks (NI 49). Mitigation: RBFRS prevention strategy includes actions to reduce accidental and deliberate fires, as well as to increase work with children and young people and improve community engagement.		RBFRS	Revised/New Risk:
FRS 049.2	Legal risks (NI 49). Mitigation: Fire and Rescue Service Act has imposed a statutory duty to carry out prevention work. RBFRS is a member of CDRP and is fulfilling its duty to co-operate in setting LAA priorities.		RBFRS	Revised/New Risk:
FRS 049.3	Contractual risks (NI 49). Mitigation: CDRP Plan; statutory prevention work; requirement to produce annual integrated risk management plan.		RBFRS	Revised/New Risk:

**NI 111: First time entrants to the Youth Justice System aged 10-17**



**LAA INDICATOR (Designated)**

Department: SCL

Cumulative to date figure at end of Quarter 2 is 55. Baseline is 155 with target reduction of 2% per annum. It should be noted that the DCSF are now using data drawn from PNC database to measure this indicator; locally, only Youth Offending and Bracknell Forest Police data is available - this may differ from data on PNC database.

No estimated outturn is currently available for this indicator. This LAA (Designated) indicator has a cumulative target measured by data collection. No outturn for this indicator has yet been formally reported or published. Benchmarking and quartile information is not currently available for this indicator.

Unit: Number • Polarity: Low • BFC Lead: Karen Roberts

Year: 2008/09	Q1	Q2	Q3	Q4
<b>Current</b> •	N/A	55	N/A	
<b>LAA Target</b> ■	[annual]	[annual]	[annual]	152
Last Reported	N/A	N/A	N/A	
Benchmark	N/A	N/A	N/A	
<b>Current Quartile</b>	N/A	N/A	N/A	

<b>Action Plan for NI 111</b>		<u>Due Date</u>	<u>Owner</u>	<u>Comments</u>
8.1.7	Implement new national YOS performance framework (relating to six YOS targets in the new national indicator set).	TBC	SCL	✓ <i>Implemented.</i>
8.1.8	Implement the YOS Inspection Improvement Plan.	Mar 2009	SCL	✓ <i>Completed.</i>
8.5.1	Implement the young people's substance misuse treatment plan.	Mar 2009	SCL	✓ <i>Achieved. The young people's substance misuse plan has been implemented, and all targets are green.</i>
BFC X111.1	Implement actions in the new YOS Self-Assessment and Improvement Plan 2008/09, Section C1 (first-time entrants).	Mar 2009	SCL	✓ <i>All actions in section C1 of the YOS Self-Assessment and Improvement Plan are in progress.</i>

<b>Operational Risks to NI 111</b>		<u>Owner</u>	<u>Progress on Mitigation Actions</u>
BFC X111.1	Detailed risks and mitigating actions for NI 111 are incorporated into the YOS plan under section C1.2. Police targets in relation to offences brought to justice (OBTJ) and future funding of the YOS Early Intervention project are the main risks to the delivery of the NI 111 target. Mitigation: Actions in place are joint decision-making arrangements between YOS and TVP in regard to first-time entrants, looking at cases suitable for diversion from CJS. Funding applications will be made to Children's Trust Prevention and Early Intervention Board from Area Based Grant and to Safer Stronger Communities fund for continuation of Early Interventions Project beyond March 2009.	SCL	Decision-making meeting between YOS and Police now established to consider diversion from Youth Justice System of all first-time young offenders. Funding of Early Intervention Project agreed for 2009/10. Application will be made to CDRP for additional funding to continue to provide service at current level. If this is not successful, current level of service will be reduced. Revised/New Risk: None.
BFC X111.2	Delay in appointment of CAMHS specialist mental health worker (NI 111). Mitigation: Temporary arrangements in place to provide mental health assessments of young offenders.	SCL	Actions to mitigate risk continue – no further risks identified. Revised/New Risk: None.

CAA INDICATORS FOR PRIORITY 3C

**NI 12: Refused and deferred Houses in Multiple Occupation (HMO) license applications leading to immigration enforcement activity**



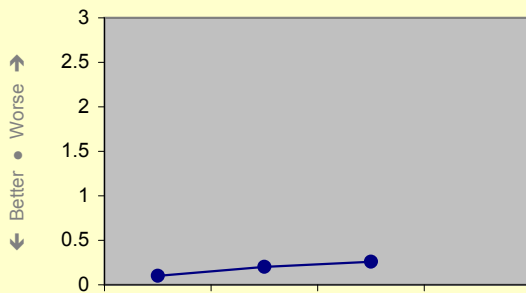
CAA Indicator (non-LAA)  
Department: ECC

*The final technical definition of this indicator has not yet been published by the Department of Communities and Local Government (CLG). It is thus not yet clear where data will be sourced from (whether from local authorities or from a central government department or agency), or how frequently data will be available.*

Year: 2008/09	Q1	Q2	Q3	Q4
Current	N/A	N/A	N/A	
Local Target	TBC	TBC	TBC	TBC
Last Reported	N/A	N/A	N/A	
Benchmark	N/A	N/A	N/A	
Current Quartile	N/A	N/A	N/A	

Unit: TBC • Polarity: TBC • BFC Lead: David Steeds

**NI 15: Number of most serious violent crimes per 1,000 population**



CAA Indicator (non-LAA)  
Department: CXO


*Rate based on mid-2007 population estimates (113,549) published December 2008. (Mid-2006 estimate stood at 112,205.)*

Year: 2008/09	Q1	Q2	Q3	Q4
Current	0.1	0.2	0.26	
Local Target	TBC	TBC	TBC	TBC
Last Reported	N/A	N/A	N/A	
Benchmark	N/A	N/A	N/A	
Current Quartile	N/A	N/A	N/A	

The current figure uses validated final data. This CAA indicator has a cumulative target measured by data collection. No outturn for this indicator has yet been formally reported or published. Benchmarking and quartile information is not currently available for this indicator.

Unit: Rate per 1,000 • Polarity: Low • BFC Lead: Ian Boswell

**NI 17: Perceptions of anti-social behaviour**



CAA Indicator (non-LAA)  
Department: CXO

*The outturn cited is early, unconfirmed weighted data from the 2008 Place Survey. The outturn will be confirmed, and some more context provided, in Quarter 4 reports.*

Year: 2008/09	Q1	Q2	Q3	Q4
Current	N/A	N/A	16.2	
Local Target	[annual]	[annual]	20.0	[annual]
Last Reported	N/A	N/A	N/A	
Benchmark	N/A	N/A	N/A	
Current Quartile	N/A	N/A	N/A	

The current estimate is based on unvalidated current data. This CAA indicator has a snapshot target measured by survey. No outturn for this indicator has yet been formally reported or published. Benchmarking and quartile information is not currently available for this indicator.

Unit: % • Polarity: Low • BFC Lead: Ian Boswell

**NI 18: Adult re-offending rates for those under probation supervision**



CAA Indicator (non-LAA)  
Department: CXO

*Efforts by the Performance & Partnerships team to obtain data from the Probation Service have had no success. We are informed that other Councils both locally and nationally are experiencing similar difficulties with their Probation Services. If any data becomes available in the near future, it will be reported in later drafts of this Quarter 3 report.*

Year: 2008/09	Q1	Q2	Q3	Q4
<b>Current</b>	N/A			
<b>Local Target</b>	TBC	TBC	TBC	TBC
Last Reported	N/A			
Benchmark	N/A			
<b>Current Quartile</b>	N/A			

Unit: Rate • Polarity: Low • BFC Lead: Ian Boswell

**NI 19: Rate of proven re-offending by young offenders**



CAA Indicator (non-LAA)  
Department: SCL

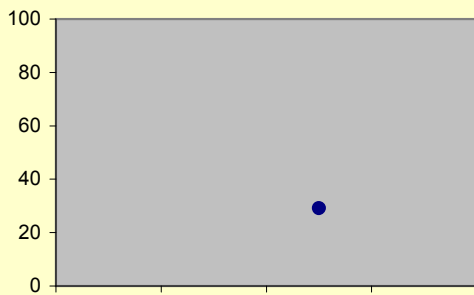
*Baseline is 97 (offences per 100 offenders aged 10-17). Target over 3 years is 3.2% i.e. 1.1% per annum.*

Year: 2008/09	Q1	Q2	Q3	Q4
<b>Current</b>	N/A	N/A	N/A	
<b>Local Target</b>	TBC	TBC	TBC	down 1.1%
Last Reported	N/A	N/A	N/A	
Benchmark	N/A	N/A	N/A	
<b>Current Quartile</b>	N/A	N/A	N/A	

No estimated outturn is currently available for this indicator. This CAA indicator has a complex cumulative target measured by data collection. No outturn for this indicator has yet been formally reported or published. Benchmarking and quartile information is not currently available for this indicator.

Unit: Rate • Polarity: Low • BFC Lead: Karen Roberts

**NI 22: Perceptions of parents taking responsibility for the behaviour of their children in the area**



CAA Indicator (non-LAA)  
Department: CXO

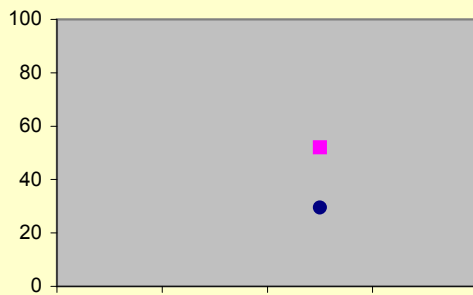
*The outturn cited is early, unconfirmed weighted data from the 2008 Place Survey. The outturn will be confirmed, and some more context provided, in Quarter 4 reports.*

Year: 2008/09	Q1	Q2	Q3	Q4
<b>Current</b>	N/A	N/A	29.1	
<b>Local Target</b>	[annual]	[annual]	TBC	[annual]
Last Reported	N/A	N/A	N/A	
Benchmark	N/A	N/A	N/A	
<b>Current Quartile</b>	N/A	N/A	N/A	

The current estimate is based on unvalidated current data. This CAA indicator has a snapshot target measured by survey. No outturn for this indicator has yet been formally reported or published. Benchmarking and quartile information is not currently available for this indicator.

Unit: TBC • Polarity: TBC • BFC Lead: Ian Boswell

**NI 23: Perceptions that people in the area treat one another with respect and dignity**



CAA Indicator (non-LAA)  
Department: CPS

**✘**


*The outturn cited is early, unconfirmed weighted data from the 2008 Place Survey. The outturn will be confirmed, and some more context provided, in Quarter 4 reports.*

Year: 2008/09	Q1	Q2	Q3	Q4
<b>Current</b> ●	N/A	N/A	<b>29.5</b>	
<b>Local Target</b> ■	[annual]	[annual]	<b>52.0</b>	[annual]
Last Reported	N/A	N/A	N/A	
Benchmark	N/A	N/A	N/A	
<b>Current Quartile</b>	N/A	N/A	<b>N/A</b>	

The current estimate is based on unvalidated current data. This CAA indicator has a snapshot target measured by survey. No outturn for this indicator has yet been formally reported or published. Benchmarking and quartile information is not currently available for this indicator.

Unit: TBC ● Polarity: TBC ● BFC Lead: Abby Thomas

**NI 26: Specialist support to victims of serious sexual offence**




CAA Indicator (non-LAA)  
Department: CXO

*The final technical definition of this indicator has not yet been published by the Department of Communities and Local Government (CLG). It is thus not yet clear where data will be sourced from (whether from local authorities or from a central government department or agency), or how frequently data will be available.*

Year: 2008/09	Q1	Q2	Q3	Q4
<b>Current</b> ●	N/A	N/A	<b>N/A</b>	
<b>Local Target</b> ■	TBC	TBC	<b>TBC</b>	TBC
Last Reported	N/A	N/A	N/A	
Benchmark	N/A	N/A	N/A	
<b>Current Quartile</b>	N/A	N/A	<b>N/A</b>	

Unit: TBC ● Polarity: TBC ● BFC Lead: Ian Boswell

**NI 27: Understanding of local concerns about anti-social behaviour and crime issues by local council and police**



CAA Indicator (non-LAA)  
Department: CXO

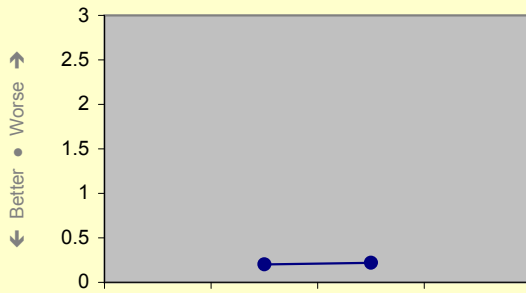
*The outturn cited is early, unconfirmed weighted data from the 2008 Place Survey. The outturn will be confirmed, and some more context provided, in Quarter 4 reports.*

Year: 2008/09	Q1	Q2	Q3	Q4
<b>Current</b> ●	N/A	N/A	<b>26.0</b>	
<b>Local Target</b> ■	[annual]	[annual]	<b>TBC</b>	[annual]
Last Reported	N/A	N/A	N/A	
Benchmark	N/A	N/A	N/A	
<b>Current Quartile</b>	N/A	N/A	<b>N/A</b>	

The current estimate is based on unvalidated current data. This CAA indicator has a snapshot target measured by survey. No outturn for this indicator has yet been formally reported or published. Benchmarking and quartile information is not currently available for this indicator.

Unit: TBC ● Polarity: High ● BFC Lead: Ian Boswell

### NI 28: Serious knife crime rate



Year: 2008/09	Q1	Q2	Q3	Q4
Current	N/A	0.2	0.22	TBC
Local Target	TBC	TBC	TBC	TBC
Last Reported	N/A	N/A	N/A	N/A
Benchmark	N/A	N/A	N/A	N/A
Current Quartile	N/A	N/A	N/A	N/A

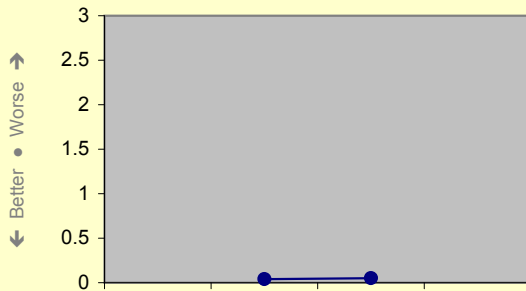
CAA Indicator (non-LAA)  
Department: CXO

The rate shown is a cumulative YTD figure at the end of Quarter 3, based on mid-2007 population estimates. The low outturn represents the low level of knife-related crime in the Borough.

The current figure uses validated final data. This CAA indicator has a cumulative target measured by data collection. No outturn for this indicator has yet been formally reported or published. Benchmarking and quartile information is not currently available for this indicator.

Unit: Rate • Polarity: Low • BFC Lead: Ian Boswell

### NI 29: Gun crime rate



Year: 2008/09	Q1	Q2	Q3	Q4
Current	N/A	0.04	0.05	TBC
Local Target	TBC	TBC	TBC	TBC
Last Reported	N/A	N/A	N/A	N/A
Benchmark	N/A	N/A	N/A	N/A
Current Quartile	N/A	N/A	N/A	N/A


CAA Indicator (non-LAA)  
Department: CXO

The rate shown is a cumulative YTD figure at the end of Quarter 3, based on mid-2007 population estimates.

The current figure uses validated final data. This CAA indicator has a cumulative target measured by data collection. No outturn for this indicator has yet been formally reported or published. Benchmarking and quartile information is not currently available for this indicator.

Unit: Rate • Polarity: Low • BFC Lead: Ian Boswell

### NI 30: Re-offending rate of prolific and other priority offenders



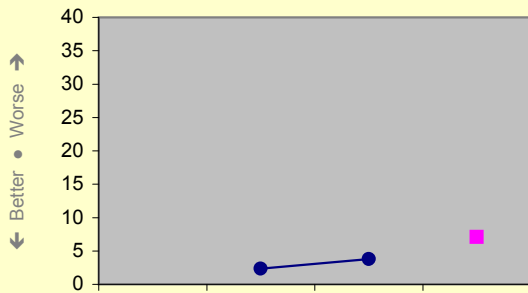
Year: 2008/09	Q1	Q2	Q3	Q4
Current	N/A	N/A	TBC	TBC
Local Target	TBC	TBC	TBC	TBC
Last Reported	N/A	N/A	N/A	N/A
Benchmark	N/A	N/A	N/A	N/A
Current Quartile	N/A	N/A	N/A	N/A

CAA Indicator (non-LAA)  
Department: CXO

This is a complex indicator in which current figures are compared to a national historical baseline in order to give a final outturn. An estimate of the current local position has been made available to BFC, but the Home Office have yet to respond to requests for the national baseline. An update may be possible in later drafts of this Quarter 3 report.

Unit: % • Polarity: High • BFC Lead: Ian Boswell (PC Lorna Rivett)

**NI 33.1: Arson incidents:  
(i) Number of deliberate primary fires per 10,000 population**



Year: 2008/09	Q1	Q2	Q3	Q4
Current	N/A	2.34	<b>3.8</b>	
Local Target	[annual]	[annual]	[annual]	7.1
Last Reported	N/A	N/A	N/A	
Benchmark	N/A	N/A	N/A	
Current Quartile	N/A	N/A	<b>N/A</b>	

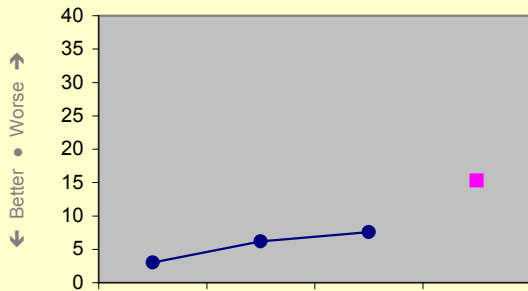
CAA Indicator (non-LAA)  
Department: CXO

✓  
*Outturns cited are cumulative YTD. RBFRS is targeting its work in higher risk areas and is working with partners carrying out environmental/arson audits. RBFRS is engaging with young people to provide safety information and provide diversionary activities.*

The current figure uses validated final data. This CAA indicator has a complex cumulative target measured by data collection. No outturn for this indicator has yet been formally reported or published. Benchmarking and quartile information is not currently available for this indicator.

Unit: Rate • Polarity: Low • BFC Lead: Ian Boswell

**NI 33.2: Arson incidents:  
(ii) Number of deliberate secondary fires per 10,000 population**



Year: 2008/09	Q1	Q2	Q3	Q4
Current	3	6.21	<b>7.57</b>	
Local Target	[annual]	[annual]	[annual]	15.3
Last Reported	N/A	N/A	N/A	
Benchmark	N/A	N/A	N/A	
Current Quartile	N/A	N/A	<b>N/A</b>	

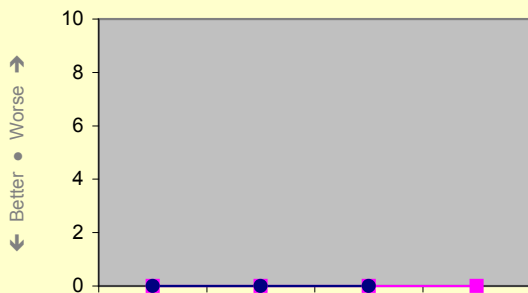
CAA Indicator (non-LAA)  
Department: CXO

✓  
*Outturns cited are cumulative YTD. RBFRS is targeting its work in higher risk areas and is working with partners carrying out environmental/arson audits. RBFRS is engaging with young people to provide safety information and provide diversionary activities.*

The current figure uses validated final data. This CAA indicator has a complex cumulative target measured by data collection. No outturn for this indicator has yet been formally reported or published. Benchmarking and quartile information is not currently available for this indicator.

Unit: Rate • Polarity: Low • BFC Lead: Ian Boswell

**NI 34: Domestic violence – murder**



Year: 2008/09	Q1	Q2	Q3	Q4
Current	0	0	<b>0</b>	
Local Target	0	0	0	0
Last Reported	N/A	N/A	N/A	
Benchmark	N/A	N/A	N/A	
Current Quartile	N/A	N/A	<b>N/A</b>	

CAA Indicator (non-LAA)  
Department: CXO

✓  
*The Borough has suffered no domestic violence related murders.*

The current figure uses validated final data. This CAA indicator has a cumulative target measured by data collection. No outturn for this indicator has yet been formally reported or published. Benchmarking and quartile information is not currently available for this indicator.

Unit: Rate • Polarity: Low • BFC Lead: Ian Boswell

**NI 36: Protection against terrorist attack**



CAA Indicator (non-LAA)  
Department: CXO

*The local Counter-Terrorist Security Advisor (CTSA) has been contacted regarding this indicator. The CTSA is conducting vulnerability assessments for all local authority areas within TVP. It is anticipated that the assessment rating for Bracknell Forest will be available in late February, and will be reported in later drafts of this Quarter 3 report, or in Quarter 4 at the latest.*

Year: 2008/09	Q1	Q2	Q3	Q4
<b>Current</b> ●	N/A	N/A	N/A	
<b>Local Target</b> ■	N/A	N/A	N/A	N/A
Last Reported	N/A	N/A	N/A	
Benchmark	N/A	N/A	N/A	
<b>Current Quartile</b>	N/A	N/A	N/A	

Unit: Scale 1-5 • Polarity: Low • BFC Lead: Ian Boswell/David Clifford

**NI 37: Awareness of civil protection arrangements in the local area**



CAA Indicator (non-LAA)  
Department: ECC


*The outturn cited is early, unconfirmed weighted data from the 2008 Place Survey. The outturn will be confirmed, and some more context provided, in Quarter 4 reports.*

Year: 2008/09	Q1	Q2	Q3	Q4
<b>Current</b> ●	N/A	N/A	15.00	
<b>Local Target</b> ■	[annual]	[annual]	0.05	[annual]
Last Reported	N/A	N/A	N/A	
Benchmark	N/A	N/A	N/A	
<b>Current Quartile</b>	N/A	N/A	N/A	

The current estimate is based on unvalidated current data. This CAA indicator has a snapshot target measured by survey. No outturn for this indicator has yet been formally reported or published. Benchmarking and quartile information is not currently available for this indicator.

Unit: % • Polarity: High • BFC Lead: Louise Osborn

**NI 42: Perceptions of drug use or drug dealing as a problem**



CAA Indicator (non-LAA)  
Department: CXO

*The outturn cited is early, unconfirmed weighted data from the 2008 Place Survey. The outturn will be confirmed, and some more context provided, in Quarter 4 reports.*

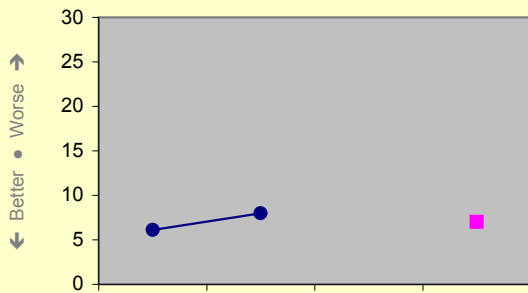
Year: 2008/09	Q1	Q2	Q3	Q4
<b>Current</b> ●	N/A	N/A	23.4	
<b>Local Target</b> ■	[annual]	[annual]	TBC	[annual]
Last Reported	N/A	N/A	N/A	
Benchmark	N/A	N/A	N/A	
<b>Current Quartile</b>	N/A	N/A	N/A	

The current estimate is based on unvalidated current data. This CAA indicator has a snapshot target measured by survey. No outturn for this indicator has yet been formally reported or published. Benchmarking and quartile information is not currently available for this indicator.

Unit: TBC • Polarity: Low • BFC Lead: Ian Boswell



**NI 43: Young people within the Youth Justice System receiving a conviction in court who are sentenced to custody**



CAA Indicator (non-LAA)  
Department: SCL

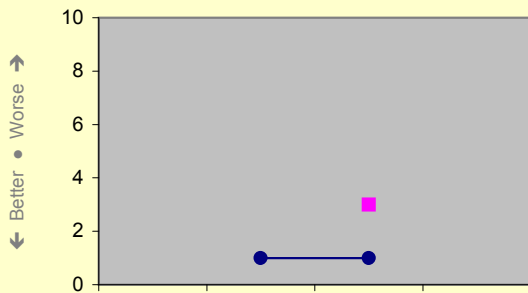
*The target of 7% is a cumulative year-end target, and outturns on a per-quarter basis are thus not appropriate for this indicator. The cumulative year-to-date figure at end of Quarter 2 was 8%. Data at end of Quarter 3 is currently unvalidated.*

Year: 2008/09	Q1	Q2	Q3	Q4
<b>Current</b> ●	6.1	8	N/A	
<b>Local Target</b> ■	[annual]	[annual]	[annual]	7
Last Reported	N/A	N/A	N/A	
Benchmark	N/A	N/A	N/A	
<b>Current Quartile</b>	N/A	N/A	N/A	

No estimated outturn is currently available for this indicator. This CAA indicator has a complex cumulative target measured by data collection. No outturn for this indicator has yet been formally reported or published. Benchmarking and quartile information is not currently available for this indicator.

Unit: % ● Polarity: Low ● BFC Lead: Karen Roberts

**NI 48: Children killed or seriously injured in road traffic accidents**



CAA Indicator (non-LAA)  
Department: ECC

*The Quarter 3 figure represents performance for the rolling 12 months up to the end of October 2008. Current performance exceeds target.*

Year: 2008/09	Q1	Q2	Q3	Q4
<b>Current</b> ●	N/A	1	1	
<b>Local Target</b> ■	[annual]	[annual]	3	[annual]
Last Reported	N/A	N/A	N/A	
Benchmark	N/A	N/A	N/A	
<b>Current Quartile</b>	N/A	N/A	N/A	


The current estimate is based on latest available (incomplete) data. This CAA indicator has a complex cumulative target measured by data collection. The 'last reported' figure is from N/A (N/A). Benchmarking and quartile information is not currently available for this indicator.

Unit: % ● Polarity: Low ● BFC Lead: Roger Cook

Sustainable Community Strategy Priority 3d:  
Sustaining a Vibrant Economy

LAA INDICATORS FOR PRIORITY 3D

NI 172: Percentage of small businesses in an area showing employment growth



LAA INDICATOR (Designated)

Department: CXO

BERR have only recently made data available, and this is the first time this new indicator has been reported. The outturn cited is for 2006/07, the latest year for which figures exist. The Performance & Partnerships team are trying to establish with BERR whether the time lag will always be this long. The national 2006/07 median for UAs was 13.1, and that for Berkshire was 12.0.

Year: 2008/09	Q1	Q2	Q3	Q4
<b>Current</b> ●	N/A	N/A	<b>11.02</b>	TBC
<b>LAA Target</b> ■	[annual]	[annual]	[annual]	
Last Reported	N/A	N/A	11.02	
Benchmark	N/A	N/A	13.89	
<b>Current Quartile</b>	N/A	N/A	<b>Worst</b>	

The current estimate is based on latest available data which relates to an earlier period. This LAA (Designated) indicator has a complex cumulative target measured by data collection. The 'last reported' figure is from BERR (February 2009). Quartile shows the position of the current estimate within the 2006/07 figures for all UAs in England. Benchmark is the 75th percentile in the same

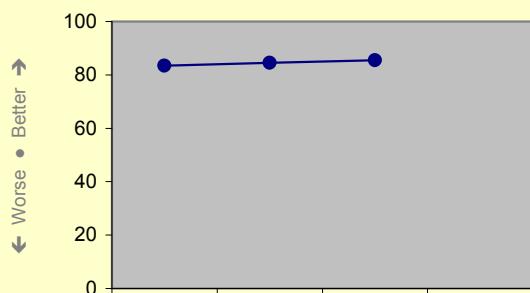
Unit: % • Polarity: High • BFC Lead: Chris Mansfield

Action Plan for NI 172		Due Date	Owner	Comments
10.4.13	Facilitate the LAA commitments to support economic development and enterprise through the BFP.	Mar 2009	CXO	✓ Action taken to support LAA commitments. Awaiting confirmation of baseline criteria for NI 171 and 172.
10.4.14	Progress the creation of the new Economic Development and Learning Partnership.	Sep 2008	CXO	✓ Economic and Skills Development Partnership established, Terms of Reference agreed and action plan drafted.
10.4.15	Provide input to the Sub National Review of Economic Development.	Mar 2009	CXO	✓ BFC contribution to SNR and new duty for local authorities.
10.4.16	Support the development of joint arrangements for economic development in Berkshire, through the Berkshire Economic Strategy Board.	Ongoing	CXO	✓ BFC membership of BESB implemented. Ongoing officer support/engagement for local economic activity.

Operational Risks to NI 172		Owner	Progress on Mitigation Actions
BFC X172.1	Availability of data about VAT registered businesses (NI 172). Mitigation: Source alternative data through local organisations.	CXO	No change to the risk this quarter. Revised/New Risk: None.
BFC X172.2	Economic downturn (NI 172). Mitigation: Identify local and regional economic initiatives directed at supporting businesses and employment opportunities.	CXO	No change to the risk this quarter. Revised/New Risk: None.
BFC X172.3	Availability of resources (NI 172). Mitigation: Prioritise and allocate adequate resources to support identified initiatives.	CXO	No change to the risk this quarter. Revised/New Risk: None.

**CAA INDICATORS FOR PRIORITY 3D**

**NI 151: Overall employment rate (working-age)**



CAA Indicator (non-LAA)  
Department: CXO


*Data is produced by the ONS on a rolling four quarters basis with a six-month time lag. The figure of 85.5% therefore relates to the year July 2007 to June 2008 - before the economic downturn. The figure for GB is 74.5%, and that for the South-East is 78.6%. Those for our statistical neighbours include Wokingham (81.8%), West Berks (84.4%) and Milton Keynes (79.8%).*

Year: 2008/09	Q1	Q2	Q3	Q4
<b>Current</b>	83.5	84.5	<b>85.5</b>	TBC
<b>Local Target</b>	TBC	TBC	<b>TBC</b>	TBC
Last Reported	83.5	84.5	85.5	
Benchmark	N/A	N/A	N/A	
<b>Current Quartile</b>	Best	Best	<b>Best</b>	

The current estimate is based on latest available (outdated) data. This CAA indicator has a snapshot target measured by survey. The 'last reported' figure is from ONS (Nomis) (12/2008). Quartile shows the position of the current outturn within the 07/07-06/08 figures for all South-East authorities. No benchmarking information is yet available.

Unit: % • Polarity: High • BFC Lead: David Clifford (interim)

**NI 152: Working age people on out of work benefits**




CAA Indicator (non-LAA)  
Department: CXO

Year: 2008/09	Q1	Q2	Q3	Q4
<b>Current</b>	N/A	7.1	<b>TBC</b>	TBC
<b>Local Target</b>	TBC	TBC	<b>TBC</b>	TBC
Last Reported	N/A	7.1		
Benchmark	N/A	N/A		
<b>Current Quartile</b>	N/A	N/A		

Unit: % • Polarity: Low • BFC Lead: David Clifford (interim)

**NI 164: Proportion of population aged 19-64 for males and 19-59 for females qualified to at least Level 3 or higher**



CAA Indicator (non-LAA)  
Department: SCL


*BFC (SCL) does not record input data relating to activity. National/locally extrapolated data sets are to be published annually; the LSC are, as yet, unable to confirm the publication date.*

Year: 2008/09	Q1	Q2	Q3	Q4
<b>Current</b>	N/A	N/A	<b>N/A</b>	N/A
<b>Local Target</b>	N/A	N/A	<b>N/A</b>	N/A
Last Reported	N/A	N/A	N/A	
Benchmark	N/A	52.2	N/A	
<b>Current Quartile</b>	N/A	N/A	<b>N/A</b>	

No estimated outturn is currently available for this indicator. This CAA indicator has a snapshot target measured by survey. No outturn for this indicator has yet been formally reported or published. Benchmark is from 2006/07 figures.

Unit: % • Polarity: High • BFC Lead: David Jones

**NI 165: Proportion of population aged 19-64 for males and 19-59 for females qualified to at least Level 4 or higher**



CAA Indicator (non-LAA)  
Department: SCL

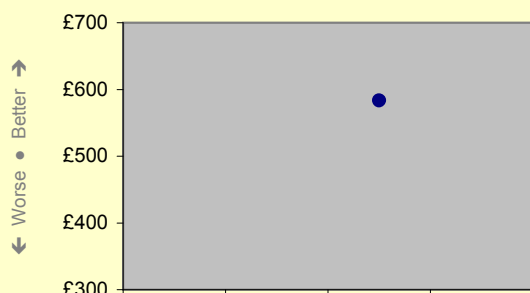
*BFC (SCL) does not record input data relating to activity. National/locally extrapolated data sets are to be published annually; the LSC are, as yet, unable to confirm the publication date.*

Year: 2008/09	Q1	Q2	Q3	Q4
<b>Current</b> ●	N/A	N/A	<b>N/A</b>	
<b>Local Target</b> ■	N/A	N/A	N/A	N/A
Last Reported	N/A	N/A	N/A	
Benchmark	N/A	33.4	N/A	
<b>Current Quartile</b>	N/A	N/A	<b>N/A</b>	

No estimated outturn is currently available for this indicator. This CAA indicator has a snapshot target measured by survey. No outturn for this indicator has yet been formally reported or published. Benchmark is from 2006/07 figures.

Unit: % ● Polarity: High ● BFC Lead: David Jones

**NI 166: Median earnings of employees in the area**



CAA Indicator (non-LAA)  
Department: CXO


*Data for this indicator is based on the Annual Survey of Hours and Earnings (ASHE), which surveys earnings for approximately 1% of the entire population over a specific pay period in April each year. The figure cited relates to April 2008, and represents a 4.9% increase on 2007 (£556). The national figure is £479, while that for the South-East is £556 (sic).*

Year: 2008/09	Q1	Q2	Q3	Q4
<b>Current</b> ●	N/A	N/A	<b>£583.30</b>	
<b>Local Target</b> ■	TBC	TBC	TBC	TBC
Last Reported	N/A	N/A	£583.30	
Benchmark	N/A	N/A	N/A	
<b>Current Quartile</b>	N/A	N/A	<b>N/A</b>	

The current figure uses validated final data. This CAA indicator has a snapshot target measured by survey. The 'last reported' figure is from the Annual Survey of Hours and Earnings (November 2008). Benchmarking and quartile information is not currently available for this indicator.

Unit: Currency ● Polarity: High ● BFC Lead: David Clifford (interim)

**NI 171: New business registration rate**



CAA Indicator (non-LAA)  
Department: CXO

*This new indicator is intended as a proxy for business start-up rates. Data is collected by the Office of National Statistics (ONS) on an annual basis and is made available one year in arrears: the figure cited thus relates to the calendar year 2007. Because inclusion criteria will change slightly from 2008, no meaningful time series will be available for some years.*

Year: 2008/09	Q1	Q2	Q3	Q4
<b>Current</b> ●	N/A	N/A	<b>63.8</b>	
<b>Local Target</b> ■	TBC	TBC	TBC	TBC
Last Reported	N/A	N/A	63.8	
Benchmark	N/A	N/A	62.8	
<b>Current Quartile</b>	N/A	N/A	<b>Best</b>	

The current estimate is based on latest available data which relates to an earlier period. The 'last reported' figure is from BERR/ONS (November 2008). Quartile shows the position of the current estimate within the 2007/08 figures for all unitary authorities in England. Benchmark is the 75th percentile in the same figures.

Unit: Rate per 10,000 ● Polarity: High ● BFC Lead: Chris Mansfield

**NI 174: Skills gaps in the current workforce reported by employers**



CAA Indicator (non-LAA)  
Department: CXO

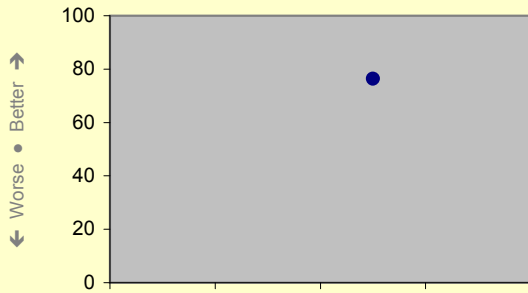
*No new data will be available for this indicator until the results of the 2009 National Employers Skills Survey (NESS) are published by the LSC in 2010. The historical data cited under "Last Reported" is from the 2007 NESS, in which the national figure was 15% and that for the South-East also 15%.*

Year: 2008/09	Q1	Q2	Q3	Q4
<b>Current</b>	N/A	N/A	N/A	
<b>Local Target</b>	[Biennial]	[Biennial]	[Biennial]	[Biennial]
Last Reported	N/A	14.9	14.9	
Benchmark	N/A	N/A	N/A	
<b>Current Quartile</b>	N/A	N/A	N/A	

No estimated outturn is currently available for this indicator. This CAA indicator has a snapshot target measured by survey. The 'last reported' figure is from the CLG Data Hub bulkload (December 2007). Benchmarking and quartile information is not currently available for this indicator.

Unit: % • Polarity: Low • BFC Lead: TBC (Interim: David Clifford)

**NI 182.1: Satisfaction of businesses with local authority regulatory services:  
NI 182 (Basic indicator)**



CAA Indicator (non-LAA)  
Department: ECC


*544 surveys were sent to local businesses during Quarters 1 and 2, with 76% confirming their satisfaction with the regulatory services. This information will now contribute to local target setting going forwards.*

Year: 2008/09	Q1	Q2	Q3	Q4
<b>Current</b>	N/A	N/A	76.33	
<b>Local Target</b>	N/A	N/A	N/A	N/A
Last Reported	N/A	N/A	N/A	
Benchmark	N/A	N/A	N/A	
<b>Current Quartile</b>	N/A	N/A	N/A	

The current estimate is based on unvalidated current data. This CAA indicator has a snapshot target measured by survey. No outturn for this indicator has yet been formally reported or published. Benchmarking and quartile information is not currently available for this indicator.

Unit: % • Polarity: High • BFC Lead: David Steeds

**NI 183: Impact of local authority regulatory services  
on the fair trading environment**



CAA Indicator (non-LAA)  
Department: ECC

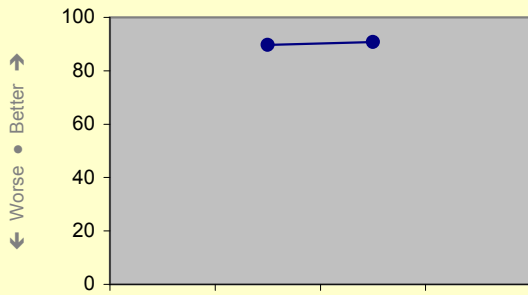
*The data for this indicator is available on an annual basis and will be available at the end of Quarter 4 for reporting.*

Year: 2008/09	Q1	Q2	Q3	Q4
<b>Current</b>	N/A	N/A	N/A	
<b>Local Target</b>	[annual]	[annual]	[annual]	TBC
Last Reported	N/A	N/A	N/A	
Benchmark	N/A	N/A	N/A	
<b>Current Quartile</b>	N/A	N/A	N/A	

No estimated outturn is currently available for this indicator. This CAA indicator has a complex cumulative target measured by data collection. No outturn for this indicator has yet been formally reported or published. Benchmarking and quartile information is not currently available for this indicator.

Unit: % • Polarity: Low • BFC Lead: Rob Sexton

**NI 184: Food establishments in the area which are broadly compliant with food hygiene law**



CAA Indicator (non-LAA)  
Department: ECC

*The figure of 90.71% is broadly the number of food compliant premises. The figure changes throughout the year as the system of rating food premises is constantly changing. At the end of March 2009 (Quarter 4 reports), we will be able to give the overall figure for 2008/09.*

Year: 2008/09	Q1	Q2	Q3	Q4
<b>Current</b> ●	N/A	89.74	<b>90.71</b>	
<b>Local Target</b> ■	TBC	TBC	<b>TBC</b>	TBC
Last Reported	N/A	N/A	89.74	
Benchmark	N/A	N/A	N/A	
<b>Current Quartile</b>	N/A	N/A	<b>N/A</b>	

The current estimate is based on latest available (incomplete) data. This CAA indicator has a complex snapshot target measured by physical survey. The 'last reported' figure is from Q2 2008. Benchmarking and quartile information is not currently available for this indicator.

Unit: % ● Polarity: High ● BFC Lead: David Steeds